

cra'ster

2023 COLLECTION



Intelligent Design Exceptional Experiences

Craster's mission is to create beautiful, intelligently-designed products that surprise and delight, enabling hotels, restaurants and event spaces to deliver exceptional customer experiences in the current dynamic hospitality environment.

"This year Craster celebrates 30 years of service and creativity.

I want to thank our clients and partners, longstanding and new, for their collaboration. It has been my great pleasure to work alongside our truly talented hospitality clients, manufacturing partners and our exceptional team.

Our shared purpose is to create beautiful, intelligent systems-led solutions that enable the world's best hospitality brands to deliver exceptional and authentic guest stays.

Quality of experience has always been the currency of hospitality. As the world reopens and a new optimism in the future takes hold of our industry, people value meaningful, memorable moments in their travel.

This year, we are delighted to unveil Fare, our latest flexible modular trolley system. Fare brings a lightness and dexterity to the tool kit of front of house theatre. It integrates beautifully with and extends the reach of our modular Flow buffet system, dramatically increasing the scope of options to create and curate customised experiences.

This is Craster's 30th collection. It is a representation of who we are and a commitment to you in the next chapter of hospitality."

— Alex Craster

Food & Beverage

BUFFET

- 6 Flow
- 40 Fare
- 48 Tilt
- 64 Porcelain
- 66 Alto
- 72 Rustic
- 76 Patisserie
- 84 Olive Wood

TABLE TOP

- 88 Boards
- 96 Pots
- 98 Shaker

IN-ROOM DINING

- 102 Trays
- 105 Folding Tray Table
- 106 Wave Tray
- 107 Trolleys

Conference & Events

TABLES

- 110 Line
- 126 Link
- 134 Rise

Bedroom

- 144 Tea Service
- 146 Amenities Presentation
- 148 Luggage Racks
- 149 Shaker Bins and Storage

Design Studio

- 152 Product Design
- 152 Space Curation

Key

- Denotes 'Gold' product: we aim to hold stock on all Gold products in our warehouses to cover regular orders of these popular products

Please note all of our products are NOT dishwasher safe unless specified otherwise

Food & Beverage

BUFFET



Flow

Flow is a versatile, modular display system crafted around a gastronomic footprint, offering solutions for ambient, hot and cold cuisine presentation.

Flow consists of stackable trays, trolleys, stands, protective lids and liners and heating/cooling units available in white-washed or black lacquered ash, natural oak or natural walnut. Plinth tops are available in minimalist clear or smoked grey glass and luxurious white or grey marble. Frames come in stainless or black powdercoated steel.

The Flow Range's interchangeable and stackable components offer versatility to tailor your display and allow for efficient replenishment between front and back-of-house, with new innovations regularly being added. Each stackable tray is ideal as part of a large cuisine presentation or can be selected for hygienic, discrete single-serve, offering unprecedented sustainability across dining options.

Watch the Video



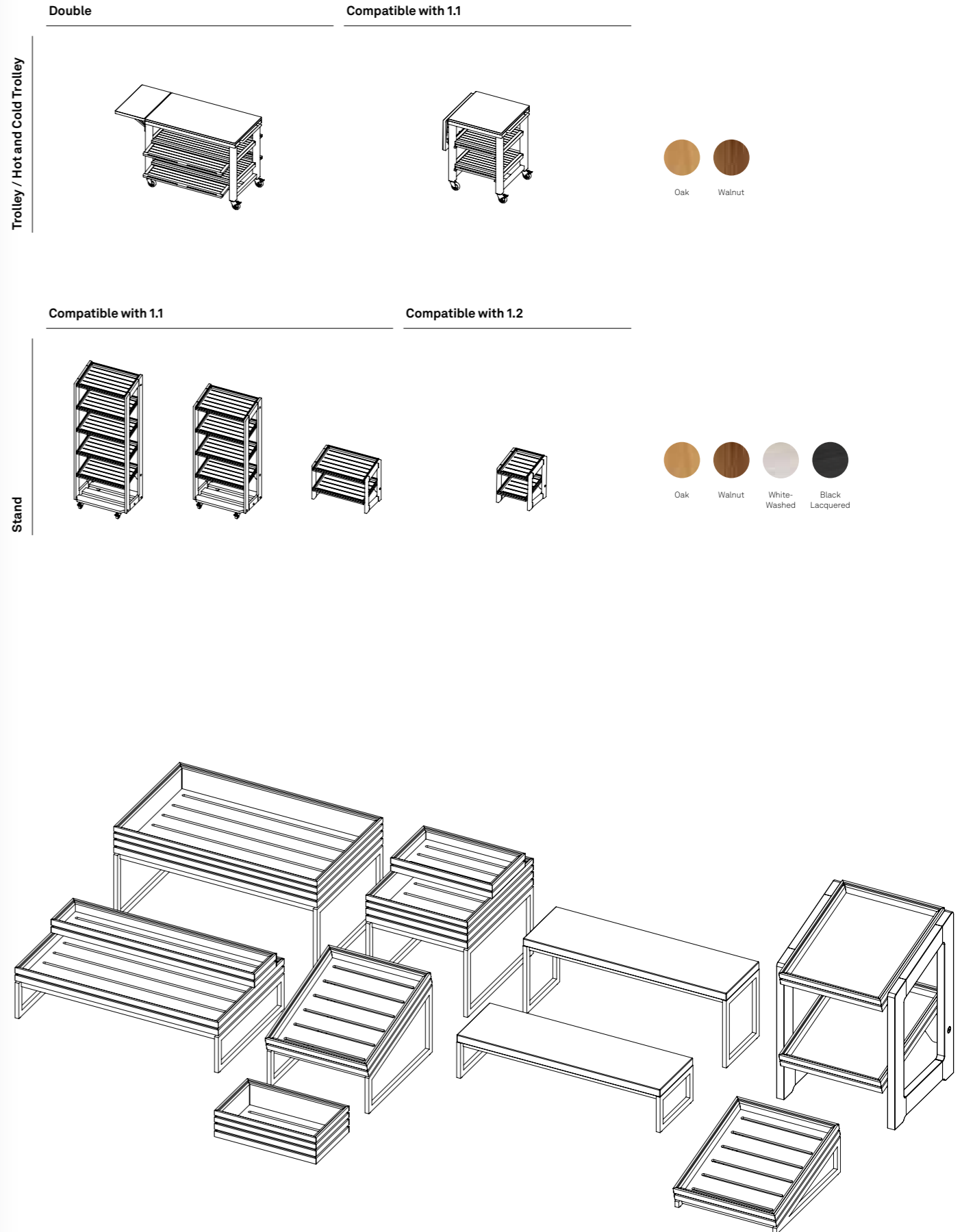
How to create your buffet with Flow

The Flow Range is crafted around a gastronorm footprint, enabling you to create a custom display. To build a display, simply select a gastronorm size, a frame (flat or angled) and a top (deep or shallow trays or flat plinths). Heating and cooling units, label holders, sliding lids and lid liners allow for ambient, hot and cold services. Our Flow Range comes in four different colours including white-washed, black lacquered, natural oak or natural walnut.

	Gastronorm sizes					Material					
	1.1	1.2	1.4	2.4	3.9						
	530 x 325 mm 20.8 x 12.7 in	325 x 265 mm 12.7 x 10.4 in	265 x 162 mm 10.4 x 6.3 in	530 x 162 mm 20.8 x 6.3 in	530 x 108 mm 20.8 x 4.2 in						
Tall Tray											
Tray											
Bread Boxes											
Lids											
Plinth											
Flat Frame											
Angled Frame											
Heating Unit											
Cooling System											

Sizes

Material



• Denotes 'Gold' product

Flow Oak Trays

A classic material used worldwide, Craster is renowned for providing expertly-crafted, beautiful Flow trays using fine European oak. Designed for quick changeover, each Flow gastronorm tray can be easily transferred from back of house and incorporated into Flow stands and trolleys as part of a display, or used alone for single-serve.



Flow Tall Oak 1.1 Tray

BU_FR006 •
Mat Oak, Oiled
Dim 530 x 325 x 75 mm
 20.8 x 12.7 x 2.9 in
MOQ 1
Note Compatible with all 1.1 products



Flow Oak 1.1 Tray

BU_FR001 •
Mat Oak, Oiled
Dim 530 x 325 x 40 mm
 20.8 x 12.7 x 1.5 in
MOQ 1
Note Compatible with all 1.1 products



Flow Tall Oak 1.2 Tray

BU_FR007 •
Mat Oak, Oiled
Dim 325 x 265 x 75 mm
 12.7 x 10.4 x 2.9 in
MOQ 1
Note Compatible with all 1.2 products



Flow Oak 1.2 Tray

BU_FR002 •
Mat Oak, Oiled
Dim 325 x 265 x 40 mm
 12.7 x 10.4 x 1.5 in
MOQ 1
Note Compatible with all 1.2 products



Flow Tall Oak 1.4 Tray

BU_FR008 •
Mat Oak, Oiled
Dim 265 x 162 x 75 mm
 10.4 x 6.3 x 2.9 in
MOQ 1



Flow Oak 1.4 Tray

BU_FR003 •
Mat Oak, Oiled
Dim 265 x 162 x 40 mm
 10.4 x 6.3 x 1.5 in
MOQ 1



Flow Tall Oak 2.4 Tray

BU_FR022
Mat Oak, Oiled
Dim 530 x 162 x 75 mm
 20.8 x 6.3 x 2.9 in
MOQ 1
Note Compatible with all 2.4 products



Flow Oak 2.4 Tray

BU_FR004 •
Mat Oak, Oiled
Dim 530 x 162 x 40 mm
 20.8 x 6.3 x 1.5 in
MOQ 1
Note Compatible with all 2.4 products



Flow Oak 3.9 Tray

BU_FR005
Mat Oak, Oiled
Dim 530 x 108 x 40 mm
 20.8 x 4.2 x 1.5 in
MOQ 1

Flow Oak Plinths & Stands

Flow plinths and stands rendered in fine oak add to the flexibility of the Flow modular system.



Flow Oak 1.1 Crumb Catcher

BU_BR001 •
Mat Oak, Oiled
Dim 530 × 325 × 35 mm
 20.8 × 12.7 × 1.3 in
MOQ 1



Flow Oak 1.1 Plinth

BU_FT0035
Mat Oak, Oiled
Dim 530 × 325 × 20 mm
 20.8 × 12.7 × 0.7 in
MOQ 1
Note Compatible with all 1.1 products



Flow Oak 1.2 Plinth

BU_FT0036
Mat Oak, Oiled
Dim 265 × 325 × 20 mm
 10.4 × 12.8 × 0.7 in
MOQ 1
Note Compatible with all 1.2 products



Flow Oak 2.4 Plinth

BU_FT0037
Mat Oak, Oiled
Dim 530 × 162 × 20 mm
 20.8 × 6.3 × 0.7 in
MOQ 1
Note Compatible with all 2.4 products



Flow Five-Tier Oak Stand

BU_RS004
Mat Oak, Oiled
Dim 574 × 400 × 1459 mm
 22.6 × 15.7 × 57.4 in
MOQ 1
Note Includes 5x BU_FR001 Trays
 Assembly required



Flow Four-Tier Oak Stand

BU_RS003
Mat Oak, Oiled
Dim 574 × 400 × 1197 mm
 22.6 × 15.7 × 47.1 in
MOQ 1
Note Includes 4x BU_FR001 Trays
 Assembly required



Flow Oak 1.1 Two-Tier Stand

BU_RS002 •
Mat Oak, Oiled
Dim 574 × 323 × 441 mm
 22.6 × 12.7 × 17.4 in
MOQ 1
Note Includes 2 × BU_FR001 Trays
 Assembly required



Flow Oak 1.2 Two-Tier Stand

BU_RS001 •
Mat Oak, Oiled
Dim 309 × 323 × 441 mm
 12.1 × 9.1 × 17.4 in
MOQ 1
Note Includes 2 × BU_FR002 Trays
 Assembly required

Flow Walnut Trays, Plinths & Stands

The sumptuous grain of North American walnut has been a hallmark of fine dining institutions for centuries. Designed for quick changeover, each Flow gastronorm tray and plinth can be easily transferred from back of house and incorporated into Flow stands and trolleys as part of a display or used discretely for single-serve.



Flow Tall Walnut 1.1 Tray

BU_FF014
Mat Walnut, Lacquered
Dim 530 x 325 x 75 mm
 20.8 x 12.7 x 2.9 in
MOQ 1
Note Compatible with all 1.1 products



Flow Walnut 1.1 Tray

BU_FF011
Mat Walnut, Lacquered
Dim 530 x 325 x 40 mm
 20.8 x 12.7 x 1.5 in
MOQ 1
Note Compatible with all 1.1 products



Flow Tall Walnut 1.2 Tray

BU_FF015 •
Mat Walnut, Lacquered
Dim 325 x 265 x 75 mm
 12.7 x 10.4 x 2.9 in
MOQ 1
Note Compatible with all 1.2 products



Flow Walnut 1.2 Tray

BU_FF012
Mat Walnut, Lacquered
Dim 325 x 265 x 40 mm
 12.7 x 10.4 x 1.5 in
MOQ 1
Note Compatible with all 1.2 products



Flow Tall Walnut 1.4 Tray

BU_FF018
Mat Walnut, Lacquered
Dim 265 x 162 x 75 mm
 10.4 x 6.3 x 2.9 in
MOQ 1



Flow Walnut 1.4 Tray

BU_FF013
Mat Walnut, Lacquered
Dim 265 x 162 x 40 mm
 10.4 x 6.3 x 1.5 in
MOQ 1



Flow Walnut 2.4 Tray

BU_FF016
Mat Walnut, Lacquered
Dim 530 x 162 x 40 mm
 20.8 x 6.3 x 1.5 in
MOQ 1
Note Compatible with all 2.4 products



Flow Walnut 3.9 Tray

BU_FF017
Mat Walnut, Lacquered
Dim 530 x 108 x 40 mm
 20.8 x 4.2 x 1.5 in
MOQ 1



Flow Walnut 1.1 Plinth

BU_FT0030
Mat Walnut, Oiled
Dim 530 x 325 x 20 mm
 20.8 x 12.7 x 0.7 in
MOQ 1
Note Compatible with all 1.1 products



Flow Walnut 1.2 Plinth

BU_FT0031
Mat Walnut, Oiled
Dim 265 x 325 x 20 mm
 10.4 x 12.8 x 0.7 in
MOQ 1
Note Compatible with all 1.2 products



Flow Walnut 2.4 Plinth

BU_FT0032
Mat Walnut, Oiled
Dim 530 x 162 x 20 mm
 20.8 x 6.3 x 0.7 in
MOQ 1
Note Compatible with all 2.4 products



Flow Walnut 1.1 Two-Tier Stand

BU_RS012
Mat Walnut, Lacquered
Dim 574 x 323 x 441 mm
 22.6 x 12.7 x 17.4 in
MOQ 1
Note Includes 2 x BU_FF011 Trays
 Assembly required



Flow Walnut 1.2 Two-Tier Stand

BU_RS011
Mat Walnut, Lacquered
Dim 309 x 323 x 441 mm
 12.1 x 9.1 x 17.4 in
MOQ 1
Note Includes 2 x BU_FF012 Trays
 Assembly required



Flow Stacking Bento

Curate delightful dining experiences with the modular Stacking Bento Boxes for meal and drinks delivery without single use plastics. Intelligently designed for properties where elegance and understated materials are as important as wellness and hygiene, Stacking Bento Boxes consolidate entire cuisine presentations for covered carriage and service to Bali beds, party villas or poolside loungers.

Flow trays are a sustainable solution, transferring easily from Bento arrangements to full buffet setups with frames, trolleys and stands.

Individual components to the Stacking Bento Box kits can fit seamlessly into the Flow system.

Bespoke Bento Box designs to fit individual service requirements are also available upon request.




Flow Bento Kit 1.2 Small Meal

SET_BBWSM
Mat Walnut, Lacquered
Dim 325 × 265 × 230 mm
 12.8 × 10.4 × 9 in
MOQ 1
Note Components: 1 × BU_FF062, 2 × BU_FF066, 1 × BU_FC062

Flow Bento Kit 1.1 Meal

SET_BBWLM
Mat Walnut, Lacquered
Dim 530 × 325 × 230 mm
 20.8 × 12.8 × 9 in
MOQ 1
Note Components: 1 × BU_FF061, 1 × BU_FC061, 1 × BU_FF062, 2 × BU_FF066



Flow 1.1 Bento Tray Lid

BU_FC061
Mat Walnut, Lacquered

BU_FC051
Mat Oak, Lacquered
Dim 530 × 325 × 20 mm
 20.8 × 12.8 × 0.8 in
MOQ 1
Note Compatible with all 1.1 trays



Flow 1.2 Bento Tray Lid

BU_FC062
Mat Walnut, Lacquered

BU_FC052
Mat Oak, Lacquered
Dim 325 × 265 × 20 mm
 12.8 × 10.4 × 0.8 in
MOQ 1
Note Compatible with all 1.2 trays



Flow 1.8 Bento Tray Lid

BU_FC066
Mat Walnut, Lacquered

BU_FC056
Mat Oak, Lacquered
Dim 325 × 132 × 20 mm
 12.8 × 5.2 × 0.8 in
MOQ 1
Note Compatible with all 1.8 trays



Flow 1.1 Bento Tray

BU_FF061
Mat Walnut, Lacquer

BU_FF051
Mat Oak, Lacquered
Dim 530 × 325 × 110 mm
 20.8 × 12.8 × 4.3 in
Int 504 × 299 × 90 mm
 19.8 × 11.8 × 3.5 in
MOQ 1
Note Compatible with all 1.1 products



Flow 1.2 Bento Tray

BU_FF062
Mat Walnut, Lacquer

BU_FF052
Mat Oak, Lacquered
Dim 325 × 265 × 110 mm
 12.8 × 10.4 × 4.3 in
Int 299 × 239 × 90 mm
 11.8 × 9.4 × 3.5 in
MOQ 1
Note Compatible with all 1.2 products



Flow 1.8 Bento Tray

BU_FF066
Mat Walnut, Lacquer

BU_FF056
Mat Oak, Lacquered
Dim 325 × 132 × 110 mm
 12.8 × 5.2 × 4.3 in
Int 299 × 105 × 90 mm
 11.8 × 4.1 × 3.5 in
MOQ 1
Note Compatible with all 1.8 products

Flow White-Washed Trays & Stands

Illuminating and clarifying, white-washed ash Flow is perfect for an airy country brunch or summer setting. Designed for quick changeover, each Flow gastronorm tray can be easily transferred from back of house and incorporated into white-washed ash Flow stands.



Flow Tall White 1.1 Tray

BU_FR046

Mat White-Washed, Lacquered
Dim 530 x 325 x 75 mm
 20.8 x 12.7 x 2.9 in
MOQ 1
Note Compatible with all 1.1 products



Flow White 1.1 Tray

BU_FR041

Mat White-Washed, Lacquered
Dim 530 x 325 x 40 mm
 20.8 x 12.7 x 1.5 in
MOQ 1
Note Compatible with all 1.1 products



Flow Tall White 1.2 Tray

BU_FR047

Mat White-Washed, Lacquered
Dim 325 x 265 x 75 mm
 12.7 x 10.4 x 2.9 in
MOQ 1
Note Compatible with all 1.2 products



Flow White 1.2 Tray

BU_FR042

Mat White-Washed, Lacquered
Dim 325 x 265 x 40 mm
 12.7 x 10.4 x 1.5 in
MOQ 1
Note Compatible with all 1.2 products



Flow White 2.4 Tray

BU_FR044

Mat White-Washed, Lacquered
Dim 530 x 162 x 40 mm
 20.8 x 6.3 x 1.5 in
MOQ 1
Note Compatible with all 2.4 products



Flow White 1.1 Two-Tier Stand

BU_RS042

Mat White-Washed, Lacquered
Dim 574 x 323 x 441 mm
 22.6 x 12.7 x 17.4 in
MOQ 1
Note Includes 2 x BU_FR041 Trays
 Assembly required



Flow White 1.2 Two-Tier Stand

BU_RS041

Mat White-Washed, Lacquered
Dim 309 x 323 x 441 mm
 12.1 x 9.1 x 17.4 in
MOQ 1
Note Includes 2 x BU_FR042 Trays
 Assembly required

Flow Black Trays & Stands

Elegant and timeless, black lacquered ash Flow items are the perfect addition to elegant gastronomic presentations. Designed for quick changeover, each Flow gastronorm tray can be easily transferred from back of house and incorporated into black lacquered Flow stands.



Flow Tall Black 1.1 Tray

BU_FR036
Mat Black, Lacquered
Dim 530 x 325 x 75 mm
 20.8 x 12.7 x 2.9 in
MOQ 1
Note Compatible with all 1.1 products



Flow Black 1.1 Tray

BU_FR031
Mat Black, Lacquered
Dim 530 x 325 x 40 mm
 20.8 x 12.7 x 1.5 in
MOQ 1
Note Compatible with all 1.1 products



Flow Tall Black 1.2 Tray

BU_FR037 •
Mat Black, Lacquered
Dim 325 x 265 x 75 mm
 12.7 x 10.4 x 2.9 in
MOQ 1
Note Compatible with all 1.2 products



Flow Black 1.2 Tray

BU_FR032
Mat Black, Lacquered
Dim 325 x 265 x 40 mm
 12.7 x 10.4 x 1.5 in
MOQ 1
Note Compatible with all 1.2 products



Flow Tall Black 1.4 Tray

BU_FR038
Mat Black, Lacquered
Dim 265 x 162 x 75 mm
 10.4 x 6.3 x 2.9 in
MOQ 1



Flow Black 1.4 Tray

BU_FR033
Mat Black, Lacquered
Dim 265 x 162 x 40 mm
 10.4 x 6.3 x 1.5 in
MOQ 1



Flow Black 2.4 Tray

BU_FR034
Mat Black, Lacquered
Dim 530 x 162 x 40 mm
 20.8 x 6.3 x 1.5 in
MOQ 1
Note Compatible with all 2.4 products



Flow Black 1.1 Two-Tier Stand

BU_RS032
Mat Black, Lacquered
Dim 574 x 323 x 441 mm
 22.6 x 12.7 x 17.4 in
MOQ 1
Note Includes 2 x BU_FR031 Trays
 Assembly required



Flow Black 1.2 Two-Tier Stand

BU_RS031
Mat Black, Lacquered
Dim 309 x 323 x 441 mm
 12.1 x 9.1 x 17.4 in
MOQ 1
Note Includes 2 x BU_FR032 Trays
 Assembly required



Flow Bento

The core of our Flow food and beverage system, our Flow trays form ideal Bento boxes for sumptuous cuisine carriage and display. Flow trays are crafted around a Gastronorm footprint, ideal for stacking and compartmentalising to create a wonderful single-serve experience.

Flow trays are a sustainable solution, transferring easily from Bento arrangements to full buffet setups with frames, trolleys and stands. Mix with lids and internal dividers to craft your Bento solution.

Bespoke Bento Box designs to fit individual service requirements also available upon request.



Flow 1.1 Grey Bento Lid

BU_BL011

Mat Grey Acrylic

Dim 310 x 515 x 4 mm
12.2 x 20.3 x 0.2 in

MOQ 1

Note Compatible with all Flow 1.1 Trays



Flow 1.2 Grey Bento Lid

BU_BL012

Mat Grey Acrylic

Dim 250 x 310 x 4 mm
9.8 x 12.2 x 0.2 in

MOQ 1

Note Compatible with all Flow 1.2 Trays



Flow 1.1 Black Bento Divider

BU_BD011

Mat Black, Lacquered

Dim 297 x 502 x 54 mm
11.7 x 19.8 x 2.1 in

MOQ 1

Note Compatible with all Flow Tall 1.1 Trays



Flow 1.2 Black Bento Divider

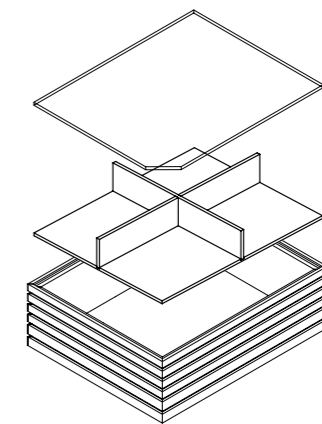
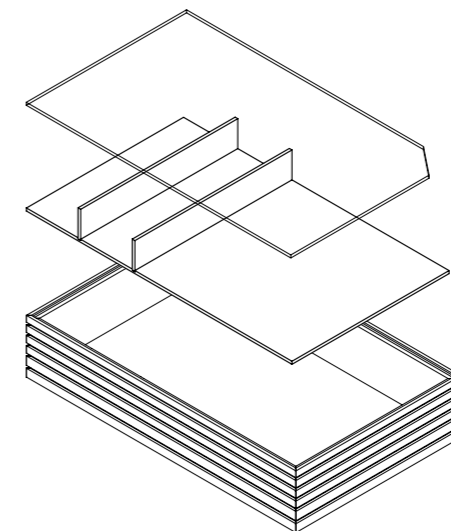
BU_BD021

Mat Black, Lacquered

Dim 237 x 297 x 54 mm
9.3 x 11.7 x 2.1 in

MOQ 1

Note Compatible with all Flow Tall 1.2 Trays



Watch the Video





Flow Bread Display

A stunning addition to the gastronorm Flow system, the new Bread Box is available for covered, hygienic presentation of breads and bakery goods for large buffets and displays. Available in 1.1 and 1.3 sizes, the new Bread Box is an ideal new addition to Flow buffets.



Flow Oak Single Bread Box

BU_BD1ONL •

Mat Oak, Matt Lacquer and Acrylic

Dim 349 × 176 × 190mm
13.7 × 6.9 × 7.4 in

MOQ 1



Flow Walnut Single Bread Box

BU_BD1WNL

Mat Walnut, Lacquered and Acrylic

Dim 349 × 176 × 190mm
13.7 × 6.9 × 7.4 in

MOQ 1



Flow Oak Triple Bread Box

BU_BD3ONL •

Mat Oak, Matt Lacquer and Acrylic

Dim 349 × 530 × 190mm
13.7 × 20.9 × 7.4 in

MOQ 1



Flow Walnut Triple Bread Box

BU_BD3WNL

Mat Walnut, Lacquered and Acrylic

Dim 349 × 530 × 190mm
13.7 × 20.9 × 7.4 in

MOQ 1

Flow Sliding Lid

Designed for intuitive use, the Flow Sliding Lid provides a sleek aesthetic alternative to standard gastronorm lift-up lids and is ideal for covered food presentation as part of a large display or single-serve. The lid has been carefully designed for single-handed use, providing easy access and a smooth self-serving experience.

The Flow Sliding Lid is compatible with 1.1 Flow trays.



Flow Sliding Lid

BU_SL002 •

Mat Clear Acrylic

Open

Dim 526 × 335 × 96 mm
20.7 × 13.2 × 3.8 in

Closed

Dim 300 × 335 × 96 mm
11.8 × 13.2 × 3.8 in

MOQ 1

Flow Lid Liners

Flow Lid Liners can be used as a lid or a liner, enabling Flow trays to carry fresh ice display for drinks or yogurt pots, or to transform trays into covered cuisine solutions.

The Flow Lid Liner is compatible with 1.1 Tall and 1.2 Tall Flow trays.

New dishwasher proof product launching in June 2023.



Flow Tall 1.1 Lid Liner

BU_TL1121 •

Mat Transparent PETG

Dim 310 × 515 × 53 mm
12.2 × 20.3 × 2 in

MOQ 1



Flow Tall 1.2 Lid Liner

BU_TL1221

Mat Transparent PETG

Dim 250 × 310 × 53 mm
9.8 × 12.2 × 2 in

MOQ 1

Note 2 Units required for use with 1.1 Tall Tray

Flow Heating Unit

The Flow Heating Units are ideal for keeping food hot whilst on display, utilising ceramic heating element technology and offering an easily adjustable variable temperature control up to 140°C (284°F).

With a solid black lacquered, natural oak or walnut base and slate-like composite surface, the Flow Heating Unit offers a unique aesthetic solution to keeping food warm. Compatible with 1.1 Flow frames.



Flow Oak Heating Unit

BU_FH2101 •

Note UK Plug, cable included

BU_FH2102 •

Note EU (2 pin) Plug, cable included

BU_FH2104 •

Note US Plug, cable included

Mat Oak, Dekton
Dim 530 x 325 x 61 mm
20.8 x 12.8 x 2.4 in

MOQ 1



Flow Walnut Heating Unit

BU_FH2201

Note UK Plug, cable included

BU_FH2202

Note EU (2 pin) Plug, cable included

BU_FH2204

Note US Plug, cable included

Mat Walnut, Dekton
Dim 530 x 325 x 61 mm
20.8 x 12.8 x 2.4 in

MOQ 1



Flow Black Heating Unit

BU_FH2301

Note UK Plug, cable included

BU_FH2302

Note EU (2 pin) Plug, cable included

BU_FH2304

Note US Plug, cable included

Mat Black Lacquered, Dekton
Dim 530 x 325 x 61 mm
20.8 x 12.8 x 2.4 in

MOQ 1

Flow Cooling Tray

The Flow Cooling Trays allow for elegant display of chilled gastronomy. Consisting of an ABS liner tray, cool pack, and food-safe slate, each Flow Cooling Tray offers a subtle addition to the Flow Range for chilled gastronomy.

Available in white-washed, black lacquered, natural oak, or natural walnut. The Flow Cooling Tray is compatible with 1.2 Flow frames.



Flow Oak 1.2 Slate Cooling Tray

BU_FR020 •

Mat Oak, Oiled

Dim 325 x 265 x 75 mm
12.8 x 10.4 x 3 in

MOQ 1



Flow Walnut 1.2 Slate Cooling Tray

BU_FF010 •

Mat Walnut, Lacquered

Dim 325 x 265 x 75 mm
12.8 x 10.4 x 3 in

MOQ 1



Flow White 1.2 Slate Cooling Tray

BU_FR040

Mat White-Washed, Lacquered

Dim 325 x 265 x 75 mm
12.8 x 10.4 x 3 in

MOQ 1



Flow Black 1.2 Slate Cooling Tray

BU_FR030 •

Mat Black, Lacquered

Dim 325 x 265 x 75 mm
12.8 x 10.4 x 3 in

MOQ 1

Flow 1.2 Slate Insert

BU_FT0050 •

Mat Slate

Dim 310 x 250 x 5 mm
12 x 9.8 x 0.2 in

MOQ 1

Flow 1.2 Cooling Pack

BU_CH001 •

Mat Plastic Freezer Pack

Dim 255 x 210 x 30 mm
10 x 10 x 1.2 in

MOQ 1

Flow 1.2 Tray Insert

BU_PT001 •

Mat ABS Plastic

Dim 297 x 237 x 50 mm
11.7 x 9.3 x 2 in


MOQ 1





Flow Glass & Marble Plinths

Flow plinth tops are available in minimalist clear or smoked grey glass and luxurious white or grey marble. Glass plinths are compatible with 1.1, 1.2, and 2.4 Flow frames. Marble plinths are compatible with 1.2 and 2.4 Flow frames.



Flow Glass 1.1 Plinth

BU_FT0010

Mat Glass, Clear


BU_FT0040

Mat Glass, Black

Dim 530 × 325 × 20 mm
20.8 × 12.7 × 0.7 in

MOQ 1

Note Compatible with all 1.1 products



Flow Glass 1.2 Plinth

BU_FT0012

Mat Glass, Clear


BU_FT0042

Mat Glass, Black

Dim 265 × 325 × 20 mm
10.4 × 12.8 × 0.7 in

MOQ 1

Note Compatible with all 1.2 products



Flow Glass 2.4 Plinth

BU_FT0011

Mat Glass, Clear

BU_FT0041

Mat Glass, Black

Dim 530 × 162 × 20 mm
20.8 × 6.3 × 0.7 in

MOQ 1

Note Compatible with all 2.4 products



Flow Marble 1.2 Plinth

BU_FT0022 •

Mat Marble, White

BU_FT0062

Mat Marble, Grey

Dim 265 × 325 × 20 mm
10.4 × 12.8 × 0.7 in

MOQ 1

Note Compatible with all 1.2 frames



Flow Marble 2.4 Plinth

BU_FT0020 •

Mat Marble, White

BU_FT0060 •

Mat Marble, Grey

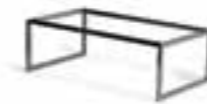
Dim 530 × 162 × 20 mm
20.8 × 6.3 × 0.7 in

MOQ 1

Note Compatible with all 2.4 frames

Flow Frames

Stainless or black powdercoated steel frames offer flat or angled display for use with all Flow trays and plinths.



Flow Tall Flat 1.1 Frame

BU_FL001 •

Mat Stainless Steel

BU_FL021 •

Mat Black Powdercoated Steel

Dim 530 x 325 x 184 mm
20.9 x 12.8 x 7.2 in

MOQ 1



Flow Tall Angled 1.1 Frame

BU_FL003

Mat Stainless Steel

BU_FL023

Mat Black Powdercoated Steel

Dim 530 x 315 x 182 mm
20.9 x 12.4 x 7.1 in

MOQ 1



Flow Low Flat 1.1 Frame

BU_FL002 •

Mat Stainless Steel

BU_FL022 •

Mat Black Powdercoated Steel

Dim 530 x 325 x 99 mm
20.9 x 12.8 x 3.9 in

MOQ 1



Flow Low Angled 1.1 Frame

BU_FL004

Mat Stainless Steel

BU_FL024

Mat Black Powdercoated Steel

Dim 530 x 315 x 97 mm
20.9 x 12.4 x 3.8 in

MOQ 1



Flow Tall Flat 1.2 Frame

BU_FL005

Mat Stainless Steel

BU_FL025

Mat Black Powdercoated Steel

Dim 265 x 325 x 184 mm
10.4 x 12.8 x 7.2 in

MOQ 1



Flow Tall Angled 1.2 Frame

BU_FL007

Mat Stainless Steel

BU_FL027

Mat Black Powdercoated Steel

Dim 265 x 315 x 182 mm
10.4 x 12.4 x 7.1 in

MOQ 1



Flow Low Flat 1.2 Frame

BU_FL006 •

Mat Stainless Steel

BU_FL026 •

Mat Black Powdercoated Steel

Dim 265 x 325 x 99 mm
10.4 x 12.8 x 3.9 in

MOQ 1



Flow Low Angled 1.2 Frame

BU_FL008 •

Mat Stainless Steel

BU_FL028

Mat Black Powdercoated Steel

Dim 265 x 315 x 97 mm
10.4 x 12.4 x 3.8 in

MOQ 1



Flow Tall Flat 2.4 Frame

BU_FL009 •

Mat Stainless Steel

BU_FL029

Mat Black Powdercoated Steel

Dim 530 x 163 x 184 mm
20.9 x 6.4 x 7.2 in

MOQ 1



Flow Low Flat 2.4 Frame

BU_FL010 •

Mat Stainless Steel

BU_FL030 •

Mat Black Powdercoated Steel

Dim 530 x 163 x 99 mm
20.9 x 6.4 x 3.9 in

MOQ 1

Materials and Colours



Stainless Steel



Black Powdercoated Steel



• Denotes 'Gold' product

Flow Labels & Holders

Add functionality to your display with labeling. Flow label holders slot easily onto the edge of Flow trays and stands or can be used as stand-alone products.



Flow Brass Label Holder

BU_LH002 •

Mat Brushed Brass

Dim 30ø x 38 mm
1.2ø x 1.5 in

MOQ 1

Note Compatible with all Flow trays



Flow Stainless Steel Label Holder

BU_LH004 •

Mat Brushed Stainless Steel

Dim 30ø x 38 mm
1.2ø x 1.5 in

MOQ 1

Note Compatible with all Flow trays



Flow Blank Label Card

BU_LC001

Note Pack of 250

Mat Uncoated Paper, White

Dim 86 x 55 mm
3.4 x 2.2 in

MOQ 1

Flow Trolleys

The Flow Trolley has been specified by the Craster design team to offer complete display flexibility. With multiple extending shelves and folding platforms, each trolley offers an adaptable solution for both single and double-sided service for action stations or grab-and-go display.

Flow's interchangeable and stackable components offer versatility to tailor gastronomic display and allow for efficient replenishment between front and back-of-house.



Flow Oak Double Trolley

TO_RS101 •

Mat Oak, Matt Lacquer

Open

Dim 1694 × 1082 × 960 mm
66.7 × 42.6 × 37.8 in

Closed

Dim 1356 × 700 × 960 mm
53.4 × 27.6 × 37.8 in

MOQ 1

Note Maximum Load: 20kg per shelf, 10kg per flap



Flow Oak Single Trolley

TO_RS102

Mat Oak, Matt Lacquer

Open:

Dim 1159 × 1082 × 960 mm
45.6 × 42.6 × 37.8 in

Closed:

Dim 821 × 700 × 960 mm
32.3 × 27.6 × 37.8 in

MOQ 1

Note Maximum Load: 20kg per shelf, 10kg per flap



Flow Walnut Double Trolley

TO_RS103

Mat Walnut, Matt Lacquer

Open

Dim 1694 × 1082 × 960 mm
66.7 × 42.6 × 37.8 in

Closed

Dim 1356 × 700 × 960 mm
53.4 × 27.6 × 37.8 in

MOQ 1

Note Maximum Load: 20kg per shelf, 10kg per flap



Flow Walnut Single Trolley

TO_RS104

Mat Walnut, Matt Lacquer

Open:

Dim 1159 × 1082 × 960 mm
45.6 × 42.6 × 37.8 in

Closed:

Dim 821 × 700 × 960 mm
32.3 × 27.6 × 37.8 in

MOQ 1

Note Maximum Load: 20kg per shelf, 10kg per flap



Flow Hot and Cold Trolleys

The Flow Hot and Cold Trolley delivers dual cooling and heating functionality in one compact, versatile display unit, enabling functional flexibility from chilled breakfast juice stations to heated brunch action stations and frosted grab-and-go cuisine presentation. Specified by the Craster design team to withstand temperature changes, the food-safe, durable top offers a wide temperature range from -5°C (23°F) to 140°C (284°F). The trolley features multiple extending shelves, giving added storage for multi-height display with double-sided service.



Flow Oak Hot & Cold Trolley

TO_HC2101

Plug UK Plug

TO_HC2102

Plug EU (2 pin) Plug

TO_HC2104

Plug US Plug

Mat Matt Lacquered Oak, Dekton

Open

Dim 1489 × 1082 × 960 mm
58.6 × 42.6 × 37.8 in

Closed

Dim 829 × 700 × 960 mm
32.6 × 27.6 × 37.8 in

MOQ 1

Note Maximum Load: 20kg per shelf, 10kg per flap
Variable Temperature from -5°C to +140°C



Flow Walnut Hot & Cold Trolley

TO_HC2201

Plug UK Plug

TO_HC2202

Plug EU (2 pin) Plug

TO_HC2204

Plug US Plug

Mat Matt Lacquer Walnut, Dekton

Open

Dim 1489 × 1082 × 960 mm
58.6 × 42.6 × 37.8 in

Closed

Dim 829 × 700 × 960 mm
32.6 × 27.6 × 37.8 in

MOQ 1

Note Maximum Load: 20kg per shelf, 10kg per flap
Variable Temperature from -5°C to +140°C

• Denotes 'Gold' product

Flow Oak Troughs

Designed and developed to offer the Flow Range greater volume capacity, the Flow Oak Troughs are ideal for bottle services. Trough liners enable easy replenishment and can extend the lifetime of the oak.



Flow Tall Oak Trough Tray

BU_RS009

Mat Oak, Matt Lacquer
Dim 530 x 250 x 200 mm
20.9 x 9.8 x 7.9 in

MOQ 1



Flow Oak Trough Tray

BU_RS007

Mat Oak, Matt Lacquer
Dim 530 x 250 x 160 mm
20.9 x 9.8 x 6.3 in

MOQ 1



Flow Oak Half Trough Tray

BU_RS008

Mat Oak, Matt Lacquer
Dim 265 x 250 x 160 mm
10.4 x 9.8 x 6.3 in

MOQ 1



Flow Half Trough Liner

BU_TL1321

Mat Transparent PETG
Dim 250 x 235 x 128 mm
9.8 x 9.2 x 5 in

MOQ 1

Note 2 Units required for use with Flow Trough Tray



Flow Tall Oak Trough

BU_RS005

Mat Oak, Matt Lacquer
Dim 574 x 250 x 857 mm
22.6 x 9.8 x 33.7 in

MOQ 1

Note Includes: BU_RS009 & BU_RS007
Assembly required



Flow Oak Trough

BU_RS006

Mat Oak, Matt Lacquer
Dim 574 x 250 x 432 mm
22.6 x 9.8 x 17 in

MOQ 1

Note Includes: BU_RS009
Assembly required



Fare Trolley System

A configurable F&B distribution and display system, the new Fare Trolley Range offers operational efficiency across a property from morning to night.

Designed to a gastronorm footprint and with agility in mind, Fare's modular approach allows trolleys to be used in isolation or built out to larger stations using the drop-in bridge.

The contemporary metal frame complements a selection of shelf materials (hardwoods and HPLs), which are reversible and replaceable, extending the longevity of the product.

Additional accessories extend the functionality with speed rails to maximise surface area and panels to conceal lower and middle shelves available, allowing the system to spend as much time as possible front of house and respond to changing needs throughout the day.



Watch the Video

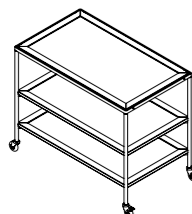

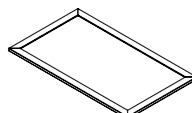

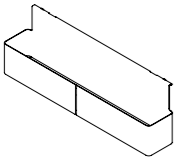
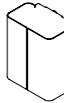
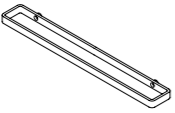

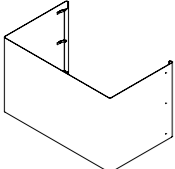
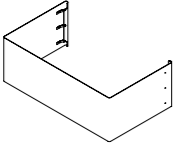
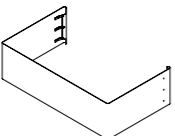



Fare Trolley System

The Fare Trolley collection offers multiple configuration options.

Select from solid timber or HPL options and extend presentation surfaces using the bridges, which fit between two trolleys on the short or long side.

Additional accessories with speed rails and pots maximise surface area and mesh panels provide flexible concealed display.

	Fare Range	Material
Trolley		 <p>Oak Walnut Black Lacquered Double sided HPL</p>
Bridge		 <p>Oak Walnut Black Lacquered Double sided HPL</p>
Accessories	  	 <p>Mild steel</p>
Meshes	  	 <p>Poly Mesh</p>





Fare Trolley System

The Fare Trolley and Bridge are designed to optimise F&B presentations, with the flexible slot in bridge fitting on top of the trolley for transport and storage and easily bridging two trolleys to provide additional surface display. Available in solid timber and HPL options



Fare Oak Trolley

TO_MOD31_OAKN
Mat Oak, Matt Lacquer
Dim 1100 x 650 x 880 mm
 43.3 x 25.6 x 34.6 in
MOQ 1



Fare Oak Bridge

TO_MODB31_OAKN
Mat Oak, Matt Lacquer
Dim 1100 x 650 x 28 mm
 43.3 x 25.6 x 1.1 in
MOQ 1



Fare Walnut Trolley

TO_MOD31_WALN
Mat Walnut, Lacquered
Dim 1100 x 650 x 880 mm
 43.3 x 25.6 x 34.6 in
MOQ 1



Fare Walnut Bridge

TO_MODB31_WALN
Mat Walnut, Lacquered
Dim 1100 x 650 x 28 mm
 43.3 x 25.6 x 1.1 in
MOQ 1



Fare Black Trolley

TO_MOD31_OAKB
Mat Black, Lacquered
Dim 1100 x 650 x 880 mm
 43.3 x 25.6 x 34.6 in
MOQ 1



Fare Black Bridge

TO_MODB31_OAKB
Mat Black, Lacquered
Dim 1100 x 650 x 28 mm
 43.3 x 25.6 x 1.1 in
MOQ 1



Fare HPL Black and White Marble Trolley

TO_MOD31_B4245
Mat Double sided HPL
Dim 1100 x 650 x 880 mm
 43.3 x 25.6 x 34.6 in
MOQ 1



Fare HPL Black and White Marble Bridge Top

TO_MODB31_B4245
Mat Double sided HPL
Dim 1100 x 650 x 28 mm
 43.3 x 25.6 x 1.1 in
MOQ 1



• Denotes 'Gold' product

Fare Trolley Accessories

The Fare Accessories offer additional functionality to the trolley system, with speed rails and pots slotting on to the top of the trolley ideal for bottles, cutlery or merchandising, and mesh panels providing covered solutions, which roll up for easy storage.



Fare Trolley Speed Rail

TO_MOD_SRGNMSPCB

Mat Mild steel, black powdercoat, Polyester Felt

Dim 650 x 123 x 212 mm
25.6 x 4.8 x 8.4 in

MOQ 1



Fare Trolley Cutlery Pot

TO_MOD_CPMSPCB

Mat Mild steel, black powdercoat, Polyester Felt

Dim 125 x 78 x 152 mm
4.9 x 3.1 x 6 in

MOQ 1




Fare Trolley Push Handle

TO_MOD_PHGNMSPCB

Mat Mild steel, black powdercoat, Polyester Felt

Dim 650 x 93 x 25 mm
25.6 x 3.6 x 1 in

MOQ 1




Fare Trolley Full Three Side Mesh

TO_MOD_MP31F3MEB

Mat Poly Mesh, Elastic, Press Studs

Dim 2716 x 667 mm
107 x 26.3 in

MOQ 1




Fare Trolley Upper Three Side Mesh

TO_MOD_MP31U3MEB

Mat Poly Mesh, Elastic, Press Studs

Dim 2716 x 667 mm
107 x 26.3 in

MOQ 1



Fare Trolley Lower Three Side Mesh

TO_MOD_MP31L3MEB

Mat Poly Mesh, Elastic, Press Studs

Dim 2716 x 667 mm
107 x 26.3 in

MOQ 1

Tilt

Tilt is a unique, flexible display system that offers endless possibilities for creative gastronomic expression.

Comprised of multi-height cylindrical metal frames in stainless, black powdercoated steel or brass compatible with serving top solutions in a variety of materials, the Tilt Range enables creative display with elegance and poise.

Tilt's interchangeable serving tops include bowls, extended plinths and juice dispensers, offering an elegant display service ready for quick changes between meals. Each component is also ideal for single-serve, with sleek salad bowls and luxurious marble plinths ideal for desserts.



Tilt Range

Tilt is a flexible system comprised of cylindrical metal frames compatible with serving top solutions for both wet and dry foods as part of a large display or in single-serve.

To build a custom display, select a frame height, then pick from bowls, plinths and juice dispensers made from luxurious marble, black glass, stainless steel or solid wood.

	Size	Material	
Bowls		<ul style="list-style-type: none"> Black Ceramic Dark Grey Ceramic Light Grey Ceramic White Ceramic 	
Bowls		<ul style="list-style-type: none"> Walnut Brass PCD and Steel 	
Glass Jars		<ul style="list-style-type: none"> Clear Glass 	
Juice Dispenser		<ul style="list-style-type: none"> Clear Glass 	
Plinth		<ul style="list-style-type: none"> Oak Walnut White Marble Black Marble Black Glass 	
Large Plinth		<ul style="list-style-type: none"> Oak Walnut Black Glass 	
Long Plinth		<ul style="list-style-type: none"> Oak Walnut Black Glass 	
Frames		<ul style="list-style-type: none"> Steel Powder-coated Black Brass PCD and Steel 	
Frames		<ul style="list-style-type: none"> Steel Powder-coated Black 	

Tilt Bowls

Tilt bowls are intelligently engineered to fit seamlessly within Tilt frames, with an ability to be tilted at various angles to enhance food volume. Ceramic bowls are perfect for cereal and salad presentation and brass is an ideal material for wet food display. Select walnut to match plinth and tray materials.



Tilt Black Ceramic Bowl

Large
BW_CR1801 •
Mat Ceramic
Dim 290ø × 100 mm
11.4ø × 3.9 in
Vol 3.5 litres
0.9 gallons
MOQ 1
Note Dishwasher safe

Medium
BW_CR1802
Mat Ceramic
Dim 250ø × 85 mm
9.8ø × 3.3 in
Vol 2 litres
0.5 gallons
MOQ 1
Note Dishwasher safe



Tilt Dark Grey Ceramic Bowl

Large
BW_CR1501 •
Mat Ceramic
Dim 290ø × 100 mm
11.4ø × 3.9 in
Vol 3.5 litres
0.9 gallons
MOQ 1
Note Dishwasher safe

Medium
BW_CR1502 •
Mat Ceramic
Dim 250ø × 85 mm
9.8ø × 3.3 in
Vol 2 litres
0.5 gallons
MOQ 1
Note Dishwasher safe



Tilt Light Grey Ceramic Bowl

Large
BW_CR1601 •
Mat Ceramic
Dim 290ø × 100 mm
11.4ø × 3.9 in
Vol 3.5 litres
0.9 gallons
MOQ 1
Note Dishwasher safe

Medium
BW_CR1602 •
Mat Ceramic
Dim 250ø × 85 mm
9.8ø × 3.3 in
Vol 2 litres
0.5 gallons
MOQ 1
Note Dishwasher safe



Tilt White Ceramic Bowl

Large
BW_CR1701 •
Mat Ceramic
Dim 290ø × 100 mm
11.4ø × 3.9 in
Vol 3.5 litres
0.9 gallons
MOQ 1
Note Dishwasher safe

Medium
BW_CR1702
Mat Ceramic
Dim 250ø × 85 mm
9.8ø × 3.3 in
Vol 2 litres
0.5 gallons
MOQ 1
Note Dishwasher safe



Tilt Walnut Wood Bowl

Large
BW_WR1203 •
Mat Walnut
Dim 285ø × 100 mm
11.2ø × 3.9 in
Vol 2.9 litres
0.8 gallons
MOQ 1

Medium
BW_WR1202 •
Mat Walnut
Dim 250ø × 85 mm
9.8ø × 3.3 in
Vol 1.7 litres
0.4 gallons
MOQ 1

Small
BW_WR1201 •
Mat Walnut
Dim 215ø × 70 mm
8.5ø × 2.7 in
Vol 0.8 litres
0.21 gallons
MOQ 1



Tilt Brass Bowl

Large
BW_BR1903 •
Mat Brass PVD and Stainless Steel
Dim 285ø × 100 mm
11.2ø × 3.9 in
Vol 4.1 litres
1.1 gallons
MOQ 1
Note Dishwasher safe

Medium
BW_BR1902 •
Mat Brass PVD and Stainless Steel
Dim 250ø × 85 mm
9.8ø × 3.3 in
Vol 2.5 litres
0.7 gallons
MOQ 1
Note Dishwasher safe

Small
BW_BR1901
Mat Brass PVD and Stainless Steel
Dim 215ø × 70 mm
8.5ø × 2.7 in
Vol 1.5 litres
0.4 gallons
MOQ 1
Note Dishwasher safe



Tilt Frames

Tilt frames feature a precision fitted rubber ring, which gently grips the bowl and plinth surfaces, allowing for curated display with secure positioning.

Available in stainless or black powdercoated steel and brass.



Tilt Extra Tall Stainless Steel Frame

BU_RR6104

Mat Stainless Steel
Dim 218ø x 350 mm
8.6ø x 13.7 in

MOQ 1



Tilt Tall Stainless Steel Frame

BU_RR6103 •

Mat Stainless Steel
Dim 218ø x 265 mm
8.6ø x 10.4 in

MOQ 1



Tilt Medium Stainless Steel Frame

BU_RR6102 •

Mat Stainless Steel
Dim 218ø x 180 mm
8.6ø x 7 in

MOQ 1



Tilt Low Stainless Steel Frame

BU_RR6101 •

Mat Stainless Steel
Dim 218ø x 95 mm
8.6ø x 3.7 in

MOQ 1



Tilt Extra Tall Black Frame

BU_RR6204 •

Mat Powder Coated Black
Dim 218ø x 350 mm
8.6ø x 13.7 in

MOQ 1



Tilt Tall Black Frame

BU_RR6203 •

Mat Powder Coated Black
Dim 218ø x 265 mm
8.6ø x 10.4 in

MOQ 1



Tilt Medium Black Frame

BU_RR6202 •

Mat Powder Coated Black
Dim 218ø x 180 mm
8.6ø x 7 in

MOQ 1



Tilt Low Black Frame

BU_RR6201 •

Mat Powder Coated Black
Dim 218ø x 95 mm
8.6ø x 3.7 in

MOQ 1



Tilt Extra Tall Brass Frame

BU_RR6304

Mat Brass PVD and Stainless Steel
Dim 218ø x 350 mm
8.6ø x 13.7 in

MOQ 1



Tilt Tall Brass Frame

BU_RR6303

Mat Brass PVD and Stainless Steel
Dim 218ø x 265 mm
8.6ø x 10.4 in

MOQ 1



Tilt Medium Brass Frame

BU_RR6302

Mat Brass PVD and Stainless Steel
Dim 218ø x 180 mm
8.6ø x 7 in

MOQ 1



Tilt Low Brass Frame

BU_RR6301

Mat Brass PVD and Stainless Steel
Dim 218ø x 95 mm
8.6ø x 3.7 in

MOQ 1



Tilt Frames

Choreograph exceptional culinary displays with the new Tilt Triple Frame. Pair a stainless steel or black Triple Frame with juice dispensers, glass jars or a range of luxurious plinths to create visually powerful, multi-material presentations.

Three-Tier Frames offer ideal high tea service platforms.



Tilt Stainless Steel Three-Tier Frame

BU_RR6105

Mat Stainless Steel
Dim 242 x 218 x 553 mm
 9.5 x 8.6 x 21.8 in

MOQ 1



Tilt Black Three-Tier Frame

BU_RR6205 •

Mat Powder Coated Black
Dim 242 x 218 x 553 mm
 9.5 x 8.6 x 21.8 in

MOQ 1

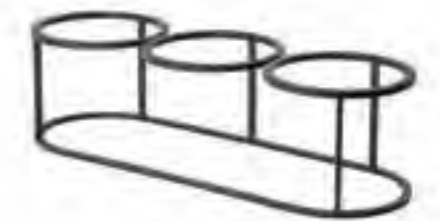


Tilt Stainless Steel Triple Frame

BU_TR001

Mat Stainless Steel
Dim 662 x 218 x 180 mm
 26 x 8.6 x 7 in

MOQ 1



Tilt Black Triple Frame

BU_TR021 •

Mat Powder Coated Black
Dim 662 x 218 x 180 mm
 26 x 8.6 x 7 in

MOQ 1

Tilt Plinths

Perfectly proportioned plinths for cake, bread and wet or dry ambient foods display in robust hardwoods and luxurious marbles. Large and Round plinths locate securely onto Tilt frames while Long plinths are carried by pairs of frames.



Tilt Large Round Oak Plinth

BU_OP1119

Mat Oak, Oiled

Dim 320ø × 25 mm
11.6ø × 1 in

MOQ 1

Note Compatible with cloche BU_GC001



Tilt Large Round Walnut Plinth

BU_WP1219 •

Mat Walnut, Oiled

Dim 320ø × 25 mm
11.6ø × 1 in

MOQ 1

Note Compatible with cloche BU_GC001



Large Glass Cloche

BU_GC001 •

Mat Glass

Dim 296ø × 145 mm
11.6ø × 5.7 in

MOQ 1



Tilt Long Oak Plinth

BU_OP1108

Mat Oak, Oiled

Dim 770 × 218 × 25 mm
30.3 × 8.6 × 1 in

MOQ 1



Tilt Long Walnut Plinth

BU_WP1208 •

Mat Walnut, Oiled

Dim 770 × 218 × 25 mm
30.3 × 8.6 × 1 in

MOQ 1



Tilt Round Oak Plinth

BU_OP1109

Mat Oak, Oiled

Dim 218ø × 25 mm
8.6ø × 1 in

MOQ 1



Tilt Round Walnut Plinth

BU_WP1209 •

Mat Walnut, Oiled

Dim 218ø × 25 mm
8.6ø × 1 in

MOQ 1



Tilt Round White Marble Plinth

BU_MP1609 •

Mat White Marble

Dim 218ø × 25 mm
8.6ø × 1 in

MOQ 1



Tilt Round Grey Marble Plinth

BU_MP1509 •

Mat Grey Marble

Dim 218ø × 25 mm
8.6ø × 1 in

MOQ 1

Tilt Black Glass Plinths

Black glass is our latest addition to the versatile Tilt buffet system. Designed to celebrate sophisticated gastronomy, these sleek, reflective plinths accentuate and reflect the cuisine display.

The lustrous dark surface sharply contrasts food textures, providing a blank canvas for unique cuisine curation. Crafted from bonded Float glass, each plinth invisibly and securely locates onto the Tilt frame to create a minimalist, seamless display surface.

Designed to fit seamlessly with all Tilt frames, plinths can be tiered to create a multi-height display.



Tilt Large Round Black Glass Plinth

BU_GP0041

Mat Soda Lime Glass

Dim 320ø × 20 mm
11.6ø × 0.8 in

MOQ 1

Note Compatible with cloche BU_GC001



Tilt Long Black Glass Plinth

BU_GP0040

Mat Soda Lime Glass

Dim 770 × 218 × 20 mm
30.3 × 8.6 × 0.8 in

MOQ 1



Tilt Round Black Glass Plinth

BU_GP0042

Mat Soda Lime Glass

Dim 218ø × 20 mm
8.6ø × 0.8 in

MOQ 1

Tilt Drinks Service

With its elegant curves and simple, functional features, the ice-free Tilt Juice Dispenser is a perfect addition to any group setting, quenching guests' thirst with a seamless serving experience.

The innovative ice-free cooling system keeps 8 litres of liquid (2.1 Gallons) cool for up to 4 hours, ensuring seamless service across safely-timed guest visits, with an intelligently-designed drip tray locating easily onto the Tilt frame for enhanced stability and reduced spills.

Hand blown from soda lime glass, our carafes feature a tapered neck with angled top for pouring. Ideal for serving water or juices, the carafe can be used alone or combined with Flow Carafe Risers or Flow 2.4 Carafe Plinths to create a unique display for groups or alone for in-room or at-table dining.



Tilt Juice Dispenser

SET_JD •

Note Tilt frame not included

SET_JDTR •

Note BU_RR6102 Tilt Medium Stainless Steel Frame included

Mat Clear Glass and Stainless Steel

Dim 218 x 348 x 322 mm
8.6 x 13.7 x 12.7 in

Vol 8 litres
2.1 gallons

MOQ 1



Tilt Glass Carafe

BU_CF0109 •

Mat Soda Lime Glass

Dim 92ø x 271 mm
3.6ø x 10.7 in

Vol 0.8 litres
0.21 gallons

MOQ 1



Tilt Tall Oak Carafe Riser

BU_CR0103

Mat Oak, Lacquered

Dim 116ø x 117 mm
4.6ø x 4.6 in

MOQ 1

Tilt Mid Oak Carafe Riser

BU_CR0102

Mat Oak, Lacquered

Dim 116ø x 71 mm
4.6ø x 2.8 in

MOQ 1

Tilt Low Oak Carafe Riser

BU_CR0101

Mat Oak, Lacquered

Dim 116ø x 25 mm
4.6ø x 1 in

MOQ 1



Flow Oak 2.4 Carafe Plinth

BU_FT0103

Mat Oak, Lacquered

Dim 530 x 162 x 20 mm
20.8 x 6.3 x 0.7 in

MOQ 1

Note Compatible with all 2.4 products



Flow Walnut 2.4 Carafe Plinth

BU_FT0203

Mat Walnut, Lacquered

Dim 530 x 162 x 20 mm
20.8 x 6.3 x 0.7 in

MOQ 1

Note Compatible with all 2.4 products



Tilt Glass Jars

Designed to fit with three different height Tilt frames, these three-litre jars are the perfect solution for elegant cereal or ice display. The turned walnut or oak lid can sit effortlessly on the edge of the jar for single-handed serving, adding a high end feel to a single-serve presentation or hygiene-conscious buffet.

Cut from solid walnut or oak, the Wooden Spoon completes the functional Tilt Jar set. Each Wooden Spoon is ergonomically designed for easy handling.



Tilt Large Glass Jar

BU_GJ001 •

Mat Soda Lime Glass
Dim 218ø × 165 mm
 8.6ø × 6.5 in
Vol 3 litres
 0.79 gallons
MOQ 1



Tilt Oak Jar Lid

BU_OL001

Mat Oak, Oiled
Dim 207ø × 30 mm
 8.1ø × 1.1 in
MOQ 1



Tilt Oak Spoon

BU_SP011

Mat Oak, Oiled
Dim 245 × 80 × 38 mm
 9.6 × 3.1 × 1.5
MOQ 1



Tilt Walnut Jar Base

BU_WB001

Mat Walnut, Oiled
Dim 210ø × 19 mm
 8.3ø × 0.7 in
MOQ 1



Tilt Walnut Jar Lid

BU_WL001 •

Mat Walnut, Oiled
Dim 207ø × 30 mm
 8.1ø × 1.1 in
MOQ 1



Tilt Walnut Spoon

BU_SP001 •

Mat Walnut, Oiled
Dim 245 × 80 × 38 mm
 9.6 × 3.1 × 1.5
MOQ 1



Tilt Oak Mini Glass Jar Set

SET_GJ001

Tilt Mini Glass Jar

Mat Soda Lime Glass
Dim 125ø × 95 mm
 5ø × 3.7 in
Vol 500 ml
 17 oz

Tilt Oak Mini Jar Lid

Mat Oak, Oiled
Dim 116ø × 17 mm
 4.6ø × 0.7 in

Tilt Oak Mini Jar Triple Base

Mat Oak, Oiled
Dim 450 × 145 × 15 mm
 17.7 × 5.7 × 0.6 in
MOQ 1



Tilt Walnut Mini Glass Jar Set

SET_GJW01 •

Tilt Mini Glass Jar

Mat Soda Lime Glass
Dim 125ø × 95 mm
 5ø × 3.7 in
Vol 500 ml
 17 oz

Tilt Walnut Mini Jar Lid

Mat Walnut, Oiled
Dim 116ø × 17 mm
 4.6ø × 0.7 in

Tilt Walnut Mini Jar Triple Base

Mat Walnut, Oiled
Dim 450 × 145 × 15 mm
 17.7 × 5.7 × 0.6 in
MOQ 1

Porcelain Condiment Pots

Introducing Craster porcelain. Use the elegant porcelain condiment pots alone or create a statement display with a solid timber plinth, beautifully designed in oak or walnut.



Oak Porcelain Condiment Set

SET_CSO
Mat Porcelain, Oak
Dim 260 x 100 x 65 mm
 10.2 x 3.9 x 2.5 in
Vol 85 ml
 3 oz
MOQ 1

Walnut Porcelain Condiment Set

SET_CSW
Mat Porcelain, Walnut
Dim 260 x 100 x 65 mm
 10.2 x 3.9 x 2.5 in
Vol 85 ml
 3 oz
MOQ 1

Porcelain Amuse Bouche

Elevate small serve presentation with this delicately angled, slim-walled porcelain range.

A contemporary take on amuse bouche presentation, our intelligently-designed angled amuse bouche vessel is ideal for use with delicate, small-serve cuisine. Available in packs of six.



Porcelain Amuse Bouche Set

SET_BU_PAB001
Mat Porcelain, Glazed
Dim 98 x 58 x 25 mm
 3.8 x 2.3 x 1 in
Vol 3.25 ml
 0.10 oz
MOQ 1

Alto

Alto is a sleek display range that combines simplicity, beauty and informality.

Available in solid walnut, the collection comprises a range of multi-height risers and boards for unique and creative display.

Featuring a removable tripod base in black metal and chamfered edges, the Alto Range is perfect for informal presentations, from grab-and-go breakfast pastries to contemporary afternoon tea.

The signature Alto Buffet piece is a three tier cake stand, which can be used as a singular focus item or nested with other elements of the Alto Range to create a multi-height display.

The elegant black exterior of the complementary pots creating a striking contrast to conventional metal serving ware and are ideal for single-serve portions.



• Denotes 'Gold' product

Alto Cake Stand, Bowl and Boards

Available in walnut, Alto offers flexible presentation with a range of plinths and boards with removable tripod bases for multi-height display. A sleek collection designed to provide a competitively-priced solution for ambient food display, this range is perfect for high tea presentation or grab-and-go.



Alto Walnut Three-Tier Cake Stand

BU_SF21346 •

Mat Walnut, Oiled
Dim 325ø × 583.5 mm
 12.8ø × 23 in
MOQ 1



Alto Walnut Bowl

BU_SC21343

Mat Walnut, Oiled
Dim 325ø × 55 mm
 12.8ø × 2.2 in
MOQ 1



Alto Large Tall Walnut Riser

BU_SA21353

Mat Walnut, Oiled
Dim 400ø × 140 mm
 15.7ø × 5.5 in
MOQ 1



Alto Large Low Walnut Riser

BU_SA21352

Mat Walnut, Oiled
Dim 400ø × 80 mm
 15.7ø × 3.1 in
MOQ 1



Alto Large Walnut Board

BU_SB21352

Mat Walnut, Oiled
Dim 400ø × 20 mm
 15.7ø × 0.8 in
MOQ 1



Alto Small Tall Walnut Riser

BU_SA21343

Mat Walnut, Oiled
Dim 325ø × 140 mm
 12.8ø × 5.5 in
MOQ 1



Alto Small Low Walnut Riser

BU_SA21342

Mat Walnut, Oiled
Dim 325ø × 80 mm
 12.8ø × 3.1 in
MOQ 1

Alto Pots & Label Holder

With their black finish and bevelled base, these elegant pots are designed to complement the Alto display range. Available in four sizes, the dishwasher-safe pots are ideal for single-serve portions and can be used on their own as an elegant highlight piece or with Alto Cake Stands, Bowls and Boards.



Alto Large Chip Pot

CP_AB003

Mat Black PVD and Stainless Steel

Dim 100ø × 100 mm
3.9ø × 3.9 in

Vol 560 ml
19 oz

MOQ 1



Alto Medium Chip Pot

CP_AB002

Mat Black PVD and Stainless Steel

Dim 85ø × 85 mm
3.3ø × 3.3 in

Vol 330 ml
11 oz

MOQ 1



Alto Small Chip Pot

CP_AB001

Mat Black PVD and Stainless Steel

Dim 66ø × 66 mm
2.6ø × 2.6 in

Vol 150 ml
5 oz

MOQ 1



Alto Mini Chip Pot

CP_AB000

Mat Black PVD and Stainless Steel

Dim 55ø × 55 mm
2.2ø × 2.2 in

Vol 100 ml
3.4 oz

MOQ 1



Alto Stainless Steel Label Holder

LH_AS001

Mat Stainless Steel

Dim 25ø × 25 mm
1ø × 1 in

MOQ 1



Alto Black Label Holder

LH_AB001

Mat Powder Coated Black

Dim 25ø × 25 mm
1ø × 1 in

MOQ 1

Rustic Stands

Made from solid oak, our range of Rustic display stands have been designed to showcase and celebrate natural fresh produce.



Rustic Regular Oak Three-Tier Stand

RU_476_D •

Mat Oak, Oiled

Upper Tier

Dim 395 × 395 × 330 mm
14.9 × 16.1 × 11.2 in

Middle Tier

Dim 362 × 395 × 210 mm
13.9 × 16.1 × 7.5 in

Lower Tier

Dim 329 × 395 × 90 mm
13 × 16.1 × 3.5 in

MOQ 1



Rustic Narrow Oak Three-Tier Stand

RU_476_H

Mat Oak, Oiled

Upper Tier

Dim 197.5 × 395 × 330 mm
7.8 × 15.6 × 13 in

Middle Tier

Dim 169.5 × 395 × 210 mm
6.7 × 15.6 × 8.3 in

Lower Tier

Dim 141.5 × 395 × 90 mm
5.6 × 15.6 × 3.5 in

MOQ 1



Rustic Mini Oak Three-Tier Stand

RU_476_G •

Mat Oak, Oiled

Upper Tier

Dim 280 × 280 × 220 mm
11 × 11 × 8.7 in

Middle Tier

Dim 252 × 280 × 140 mm
10 × 11 × 5.5 in

Lower Tier

Dim 224 × 280 × 60 mm
8.8 × 11 × 2.3 in

MOQ 1



Rustic Oak Five-Tier Floor Stand

RU_476_E

Mat Oak, Oiled

Dim 550 × 550 × 1800 mm
21.7 × 21.7 × 70.9 in

MOQ 1

Note Assembly required



Rustic Oak Two-Tier Counter Stand

RU_476_F

Mat Oak, Oiled

Dim 336 × 450 × 600 mm
23.6 × 13.2 × 17.3 in

MOQ 1

Note Assembly required

Rustic Bread Baskets, Risers & Trays

Formed of solid oak, Rustic bread baskets, risers and trays have been intelligently-designed to present fine fresh breads and pastries on the dining table or buffet stand.



Rustic Small Oak Deli Style Tray

RU_223_E
Mat Oak, Unoiled
Dim 330 × 330 × 50 mm
 13 × 13 × 2 in
MOQ 1

Rustic Medium Oak Deli Style Tray

RU_223_F
Mat Oak, Unoiled
Dim 400 × 300 × 60 mm
 15.7 × 11.8 × 2.4 in
MOQ 1

Rustic Large Oak Deli Style Tray

RU_223_G
Mat Oak, Unoiled
Dim 500 × 300 × 188 mm
 19.7 × 11.8 × 7.4 in
MOQ 1



Rustic Large Oak Box Riser

RU_334_B
Mat Oak, Unoiled
Dim 200 × 200 × 200 mm
 7.9 × 7.9 × 7.9 in
MOQ 1
Note Cube risers can also be turned over to accommodate tall objects such as baguettes.



Rustic Small Oak Box Riser

RU_334_A
Mat Oak, Unoiled
Dim 150 × 150 × 150 mm
 5.9 × 5.9 × 5.9 in
MOQ 1
Note Cube risers can also be turned over to accommodate tall objects such as baguettes.

Patisserie Risers

Handmade from carefully-selected, solid hardwoods, each patisserie riser enables beautiful pastry display. Inspired by the robust horizontal forms of Le Corbusier's architecture, our patisserie risers offer stackable configurations.



Large Oak Patisserie Riser

BO_BBOL •

Mat Oak, Oiled

Dim 210 × 210 × 170 mm
8.3 × 8.3 × 6.7 in

MOQ 1



Medium Oak Patisserie Riser

BO_BBOM •

Mat Oak, Oiled

Dim 210 × 210 × 140 mm
8.3 × 8.3 × 5.5 in

MOQ 1



Small Oak Patisserie Riser

BO_BBOS •

Mat Oak, Oiled

Dim 210 × 210 × 100 mm
8.3 × 8.3 × 3.9 in

MOQ 1



Long Oak Patisserie Riser

BO_BBORL •

Mat Oak, Oiled

Dim 400 × 210 × 80 mm
15.7 × 8.3 × 3.1 in

MOQ 1

Patisserie Grand

The Patisserie Grand collection is carved of solid oak and walnut, selected for their grain beauty.



Tall Oak Patisserie Grand

BO_BB006
Mat Oak, Oiled
Dim 325 x 325 x 180 mm
 12.7 x 12.7 x 7 in
MOQ 1



Mid Oak Patisserie Grand

BO_BB004
Mat Oak, Oiled
Dim 325 x 325 x 115 mm
 12.7 x 12.7 x 4.5 in
MOQ 1



Low Oak Patisserie Grand

BO_BB002
Mat Oak, Oiled
Dim 325 x 325 x 80 mm
 12.7 x 12.7 x 3.1 in
MOQ 1



Tall Long Oak Patisserie Grand

BO_BB005
Mat Oak, Oiled
Dim 530 x 325 x 115 mm
 20.8 x 12.7 x 4.5 in
MOQ 1



Mid Long Oak Patisserie Grand

BO_BB003
Mat Oak, Oiled
Dim 530 x 325 x 80 mm
 20.8 x 12.7 x 3.1 in
MOQ 1



Low Long Oak Patisserie Grand

BO_BB001
Mat Oak, Oiled
Dim 530 x 325 x 40 mm
 20.8 x 12.7 x 1.5 in
MOQ 1



Tall Walnut Patisserie Grand

BO_BB012
Mat Walnut, Oiled
Dim 325 x 325 x 180 mm
 12.7 x 12.7 x 7 in
MOQ 1



Mid Walnut Patisserie Grand

BO_BB011
Mat Walnut, Oiled
Dim 325 x 325 x 115 mm
 12.7 x 12.7 x 4.5 in
MOQ 1



Low Walnut Patisserie Grand

BO_BB010
Mat Walnut, Oiled
Dim 325 x 325 x 80 mm
 12.7 x 12.7 x 3.1 in
MOQ 1



Tall Long Walnut Patisserie Grand

BO_BB009
Mat Walnut, Oiled
Dim 530 x 325 x 115 mm
 20.8 x 12.7 x 4.5 in
MOQ 1



Mid Long Walnut Patisserie Grand

BO_BB008
Mat Walnut, Oiled
Dim 530 x 325 x 80 mm
 20.8 x 12.7 x 3.1 in
MOQ 1



Low Long Walnut Patisserie Grand

BO_BB007
Mat Walnut, Oiled
Dim 530 x 325 x 40 mm
 20.8 x 12.7 x 1.5 in
MOQ 1

Patisserie Three Step Riser

The discreet profiles of the Three Step Riser provide an elegant, expandable display solution. Easily configured into a stepped display or into beautiful geometric shapes to suit any presentation.



Oak Three-Step Riser

BO_BBTS •

Mat Oak, Oiled

Lower Step:

Dim 300 × 250 × 24 mm
11.8 × 9.8 × 0.9 in

Middle Step:

Dim 342 × 250 × 53 mm
13.4 × 9.8 × 2 in

Upper Step:

Dim 400 × 250 × 90 mm
15.7 × 9.8 × 3.5 in

MOQ 1



Cake Stands

A fresh, elegant take on a classic product with signature Craster twists. Organically shaped and turned from solid oak and walnut, our range of cake stands can be used with our glass cloches for covered display.



Large Oak Cake Stand

BU_CS007 •

Mat Oak, Matt Lacquer

Dim 320ø x 210 mm
12.6ø x 8.2 in

MOQ 1



Medium Oak Cake Stand

BU_CS006 •

Mat Oak, Matt Lacquer

Dim 320ø x 136 mm
12.6ø x 5.3 in

MOQ 1



Small Oak Cake Stand

BU_CS005

Mat Oak, Matt Lacquer

Dim 157ø x 80 mm
6.1ø x 3.1 in

MOQ 1



Large Walnut Cake Stand

BU_CS003 •

Mat Walnut, Matt Lacquer

Dim 320ø x 210 mm
12.6ø x 8.2 in

MOQ 1



Medium Walnut Cake Stand

BU_CS002 •

Mat Walnut, Matt Lacquer

Dim 320ø x 136 mm
12.6ø x 5.3 in

MOQ 1



Small Walnut Cake Stand

BU_CS001

Mat Walnut, Matt Lacquer

Dim 157ø x 80 mm
6.1ø x 3.1 in

MOQ 1



Large Glass Cloche

BU_GC001 •

Mat Glass

Dim 296ø x 145 mm
11.6ø x 5.7 in

MOQ 1

Note Compatible with Large and Medium Cake Stands, Tilt Plinths



Small Glass Cloche

BU_GC002 •

Mat Glass

Dim 140ø x 106 mm
5.5ø x 4.1 in

MOQ 1

Note Compatible with Small and Small Drum Cake Stands



Olive Wood Bowls

Our olive wood bowls have a special and vivid grain structure, making each piece unique.

Every bowl is shaped from a new piece of wood; despite our meticulous drying process, cracks can occasionally appear in the wood due to the specific nature of these natural products.



Large Olive Wood Bowl

BW_307_D

Mat Oiled Olive Wood

Dim 300ø x 115 mm
11.8ø x 4.5 in

MOQ 1

Note Due to the natural variations in olive wood, bowl sizes may vary significantly and exact dimensions cannot be guaranteed.



Small Olive Wood Bowl

BW_OBS

Mat Oiled Olive Wood

Dim 115ø x 38 mm
4.5ø x 1.5 in

MOQ 1

Note Due to the natural variations in olive wood, bowl sizes may vary significantly and exact dimensions cannot be guaranteed.



Large Olive Wood Rustic Bowl

BW_RBO

Mat Oiled Olive Wood

Dim 280ø x 180 mm
11ø x 7 in

MOQ 1

Note Due to the natural variations in olive wood, bowl sizes may vary significantly and exact dimensions cannot be guaranteed.



Small Olive Wood Rustic Bowl

BW_RBOS

Mat Oiled Olive Wood

Dim 240ø x 185 mm
9.4ø x 7.3 in

MOQ 1

Note Due to the natural variations in olive wood, bowl sizes may vary significantly and exact dimensions cannot be guaranteed.



Food & Beverage

TABLE TOP



Modern Boards

Made from solid hardwoods, our modern, cicchetti, charcuterie and canapé boards offer solutions for dining and food presentation with elevated signature Craster aesthetics.



Large Oak Modern Board

BO_CMOL

Mat Oak, Oiled

Dim 350 x 350 x 25 mm
13.7 x 13.7 x 1 in

MOQ 1

Medium Oak Modern Board

BO_CMOM

Mat Oak, Oiled

Dim 300 x 300 x 25 mm
11.8 x 11.8 x 1 in

MOQ 1

Small Oak Modern Board

BO_CMOS

Mat Oak, Oiled

Dim 200 x 200 x 20 mm
7.9 x 7.9 x 0.8 in

MOQ 1



Oak Modern Board with Etched Recess

BO_CMORF

Mat Oak, Oiled

Dim 340 x 220 x 25 mm
13.3 x 8.6 x 1 in

MOQ 1

Note Compatible with Small Pots and Shaker



Large Long Oak Modern Board

BO_CMROL

Mat Oak, Oiled

Dim 120 x 400 x 20 mm
4.7 x 15.7 x 0.8 in

MOQ 1

Small Long Oak Modern Board

BO_CMROS

Mat Oak, Oiled

Dim 120 x 370 x 20 mm
4.7 x 14.6 x 0.8 in

MOQ 1



Oak Steak Plate

BO_SPOM

Mat Oak, Oiled

Dim 340 x 220 x 30 mm
13.5 x 8.6 x 1.2 in

MOQ 1

Note Compatible with Small Pots and Shaker

Cicchetti Boards

Ideal for pizzas, finger foods and sharing platters, the Cicchetti Boards take inspiration from the cuisine of Veneto.



Oak Teardrop Cicchetti Board

BO_CC001

Mat Oak, Oiled

Dim 350 x 350 x 18 mm
13.7 x 13.7 x 0.7 in

MOQ 1



Round Oak Cicchetti Board

BO_CC005

Mat Oak, Oiled

Dim 350 x 459 x 18 mm
13.7 x 18 x 0.7 in

MOQ 1



Small Rectangular Oak Cicchetti Board with Handle

BO_CC006

Mat Oak, Oiled

Dim 313 x 170 x 18 mm
12.3 x 6.6 x 0.7 in

MOQ 1



Large Rectangular Oak Cicchetti Board with Handle

BO_CC007

Mat Oak, Oiled

Dim 530 x 140 x 18 mm
20.8 x 5.5 x 0.7 in

MOQ 1



Large Rectangular Oak Cicchetti Board

BO_CC004

Mat Oak, Oiled

Dim 505 x 200 x 18 mm
19.9 x 7.9 x 0.7 in

MOQ 1

Small Rectangular Oak Cicchetti Board

BO_CC003

Mat Oak, Oiled

Dim 350 x 155 x 18 mm
13.7 x 6.1 x 0.7 in

MOQ 1



Square Oak Cicchetti Board

BO_CC002

Mat Oak, Oiled

Dim 350 x 350 x 18 mm
13.7 x 13.7 x 0.7 in

MOQ 1

Presentation Boards

Cut from robust oak, these Presentation Boards are ideal for casual canapé display.



Large Oak Paddle Board

BO_PBOL

Mat Oak, Oiled
Dim 510 × 200 × 18 mm
20 × 7.9 × 0.7 in
MOQ 1

Medium Oak Paddle Board

BO_PBOM

Mat Oak, Oiled
Dim 350 × 190 × 18 mm
13.7 × 7.4 × 0.7 in
MOQ 1

Small Oak Paddle Board

BO_PBOS

Mat Oak, Oiled
Dim 335 × 225 × 18 mm
13.1 × 8.8 × 0.7 in
MOQ 1



Large Oak Charcuterie Board

BO_CMCHBL

Mat Oak, Oiled
Dim 500 × 200 × 15 mm
19.7 × 7.9 × 0.6 in
MOQ 1

Medium Oak Charcuterie Board

BO_CMCHBM

Mat Oak, Oiled
Dim 350 × 190 × 15 mm
13.8 × 7.5 × 0.6 in
MOQ 1

Background Marker Touch Up & Mineral Oil

Our pure mineral oil provides protection, retaining the wood's natural colour and character while prolonging the life of your board. The oil is clear, tasteless, odourless and food safe, making it ideal for use on wooden items including bowls, risers and utensils. It can also be used on slate or stone.

Mineral oil can be applied with a folded kitchen paper towel.



Pure Mineral Oil Bottle, 500 ml

PC_M01500

Mat Mineral Oil
Dim 52 × 118 × 500 mm
2 × 4.6 × 19.7 in
MOQ 1



Background Marker Touch Up

PC_TUMPO

Colour Medium Oak
MOQ 1

PC_TUMPW

Colour Dark Walnut
MOQ 1

PC_TUMPM

Colour Mahogany
MOQ 1

PC_TUMPB

Colour Black
MOQ 1



• Denotes 'Gold' product

Canapé Plinths

Elegantly-crafted walnut plinths feature scroll edges for easy handling and a smooth surface for elegant canapé presentation. These plinths are delightful as part of a large service or on their own to carry single-serve cuisine.



Large Walnut Canapé Plinth

BO_316_D

Mat Walnut, Oiled
Dim 530 x 320 x 30 mm
20.8 x 12.6 x 1.1 in
MOQ 1



Medium Walnut Canapé Plinth

BO_316_C

Mat Walnut, Oiled
Dim 300 x 300 x 30 mm
11.8 x 11.8 x 1.1 in
MOQ 1



Small Walnut Canapé Plinth

BO_316_B

Mat Walnut, Oiled
Dim 310 x 155 x 30 mm
12.2 x 6.1 x 1.1 in
MOQ 1



Long Walnut Canapé Plinth

BO_316_E

Mat Walnut, Oiled
Dim 560 x 150 x 30 mm
22 x 5.9 x 1.1 in
MOQ 1

Chip Pots

Made from solid spun metal, with a brushed copper or brass colour exterior, these pots are ideal for single-serve portions and add warmth and material interest to the dining table.

Pots are dishwasher safe.



Large Copper Chip Pot

CP_CS003

Mat Copper PVD and Stainless Steel
Dim 100ø × 100 mm
 3.9ø × 3.9 in
Vol 560 ml
 19 oz
MOQ 1



Medium Copper Chip Pot

CP_CS002

Mat Copper PVD and Stainless Steel
Dim 85ø × 85 mm
 3.3ø × 3.3 in
Vol 330 ml
 11 oz
MOQ 1



Small Copper Chip Pot

CP_CS001

Mat Copper PVD and Stainless Steel
Dim 66ø × 66 mm
 2.6ø × 2.6 in
Vol 150 ml
 5 oz
MOQ 1



Mini Copper Chip Pot

RP_CS000

Mat Copper PVD and Stainless Steel
Dim 58ø × 38 mm
 2.3ø × 1.5 in
Vol 100 ml
 3.4 oz
MOQ 1



Large Brass Chip Pot

CP_BS003

Mat Brass PVD and Stainless Steel
Dim 100ø × 100 mm
 3.9ø × 3.9 in
Vol 560 ml
 19 oz
MOQ 1



Medium Brass Chip Pot

CP_BS002

Mat Brass PVD and Stainless Steel
Dim 85ø × 85 mm
 3.3ø × 3.3 in
Vol 330 ml
 11 oz
MOQ 1



Small Brass Chip Pot

CP_BS001

Mat Brass PVD and Stainless Steel
Dim 66ø × 66 mm
 2.6ø × 2.6 in
Vol 150 ml
 5 oz
MOQ 1



Mini Brass Chip Pot

RP_BS000

Mat Brass PVD and Stainless Steel
Dim 58ø × 38 mm
 2.3ø × 1.5 in
Vol 100 ml
 3.4 oz
MOQ 1

Shaker

Made from fine Scandinavian Aeropyl in the tradition of the 19th century American Shaker community, this range, finished with miniature copper nails, provides chefs with a wonderfully versatile new material.

Ideal to present all manner of dry foods for single-serve, from chips to grissini sticks and bar snacks, both in gathering spaces and in guest rooms, Shaker's aesthetic is elegant and understated across a property.



Shaker Large Frites Pot

SH_630_D

Mat Birch Stained Black
Dim 100ø × 100 mm
 3.9ø × 3.9 in
MOQ 1



Shaker Medium Frites Pot

SH_SR002

Mat Birch Stained Black
Dim 85ø × 85 mm
 3.3ø × 3.3 in
MOQ 1



Shaker Small Frites Pot

SH_SR001

Mat Birch Stained Black
Dim 66ø × 66 mm
 2.6ø × 2.6 in
MOQ 1
Note Compatible with Modern Oak Board with Etched Recess



Shaker Conical Bread Basket

SH_SR006

Mat Birch Stained Black
Dim 190 × 166 × 70 mm
 7.5 × 6.5 × 2.8 in
MOQ 1



Shaker Large Oval Bread Basket

SH_SR005

Mat Birch Stained Black
Dim 190 × 166 × 70 mm
 7.5 × 6.5 × 2.8 in
MOQ 1



Shaker Small Oval Bread Basket

SH_SR009

Mat Birch Stained Black
Dim 140 × 120 × 70 mm
 5.5 × 4.7 × 2.8 in
MOQ 1



Shaker Lidded Bread Basket

SH_454_A

Mat Birch Stained Black
Dim 170ø × 105 mm
 6.7ø × 4.1 in
MOQ 1



Shaker Baguette Tube

SH_SR007

Mat Birch Stained Black
Dim 122ø × 200 mm
 4.8ø × 7.9 in
MOQ 1



Shaker Grissini Bread Basket

SH_SR004

Mat Birch Stained Black
Dim 60ø × 140 mm
 2.3ø × 5.5 in
MOQ 1

Food & Beverage

IN-ROOM DINING



Trays

Craster's origins. Lightweight yet durable, our range of tray styles, with and without legs, are ideal for in-room dining and breakfast in bed. Breakfast preparation racks and tray stands are available to complete in-room food and beverage offering.

Our Trays are available as standard in the materials noted per design. For bespoke materials, or sizes, please contact your sales rep. All custom designs are subject to an MOQ of 96 units.



Rectangular Modern Tray

TA_CMML •
Mat Mahogany, Lacquered

TA_CMOL •
Mat Oak, Lacquered

TA_CMBOL •
Mat Black, Lacquered
Dim 600 x 400 x 40 mm
 23.6 x 15.7 x 1.6 in
MOQ 1
Note Fits: TO_GNL12 / TO_GNL2



Square Modern Tray

TA_CMMM
Mat Mahogany, Lacquered

TA_CMOM
Mat Oak, Lacquered
Dim 400 x 400 x 40 mm
 15.7 x 15.7 x 1.6 in
MOQ 1



Modern Tray with Steel Handles

TA_CMSSM
Mat Mahogany, Lacquered

TA_CMSSO
Mat Oak, Lacquered

TA_CMSSBO
Mat Black, Lacquered
Dim 626 x 400 x 40 mm
 24.6 x 15.7 x 1.6 in
MOQ 1
Note Fits: TO_GNL12 / TO_GNL24



Large Classic Butler Tray

TA_BUTML •
Mat Mahogany, Lacquered

TA_BUTWL
Mat Walnut, Lacquered
Dim 610 x 405 x 69 mm
 24 x 15.9 x 2.7 in
MOQ 1
Note Fits: TO_GNL12 / TO_GNL24



Mahogany Jersey Butler Tray

TA_JERML
Mat Mahogany, Lacquered
Dim 610 x 444 x 57 mm
 24 x 17.4 x 2.2 in
MOQ 1



Mahogany Self-Service Tray

TA_SELML
Mat Mahogany, Lacquered
Dim 640 x 445 x 38 mm
 25.2 x 17.5 x 1.5 in
MOQ 1

Medium Mahogany Classic Butler Tray

TA_BUTMM
Mat Mahogany, Lacquered
Dim 468 x 303 x 69 mm
 18.4 x 11.9 x 2.7 in
MOQ 1

Materials and Colours



Oak



Walnut



Mahogany



Black

Trays

Craster trays provide light and yet sturdy serving surfaces that will accommodate both traditional English and Continental breakfasts. Legs are perfectly designed to lock when folded and also when extended.



Modern Breakfast Tray with Legs

TA_ML001
Mat Stained Wenge
Open
Dim 626 × 400 × 285 mm
 24.6 × 15.7 × 11.2 in
Closed
Dim 626 × 400 × 73 mm
 24.6 × 15.7 × 2.9 in
MOQ 1

Classic Breakfast Tray with legs

TA_BTW
Mat Walnut, Lacquered
Open
Dim 600 × 450 × 304 mm
 23.6 × 17.7 × 12 in
Closed
Dim 600 × 450 × 92 mm
 23.6 × 17.7 × 3.6 in
MOQ 1

Butler Tray Stand

SR_BTSM
Mat Mahogany, Lacquered
 SR_BTSSBO
Mat Black, Lacquered
 SR_BTSSW
Mat Walnut, Lacquered
Dim 565 × 355 × 715 mm
 22.2 × 14 × 28.1 in
MOQ 1
Note Fits: All trays except for Medium Classic Butler Tray and Square Modern Tray

Single Steel Tray Racks

TO_GNL12
Mat Powder Coated Steel
Dim 690 × 478 × 1674 mm
 27.1 × 18.8 × 65.9 in
MOQ 1

Double Steel Tray Racks

TO_GNL24
Mat Powder Coated Steel
Dim 1355 × 478 × 1674 mm
 53.3 × 18.8 × 65.9 in
MOQ 1
Note Fits: TA_CMML / TA_CMBOL / TA_CMOL / TA_CMSSBO / TA_BUTML / TA_BUTWL / TA_BUTOL
 Clearance between runners is 120 mm / 4.7 in
 Fits fully prepared Room Service Trays

Folding Tray Table

Designed as a contactless delivery solution for In-Room Dining, Poolside Service and Lounge or Restaurant table extension. The versatile Folding Tray Table has powerful magnets that connect it to the base and can easily detach for ease of storage. Available with locking magnets in Tall or without in Tall or Short sizes.



Folding Tray Table, Tall – Locking

SET_LT_WN002
Mat Walnut, Lacquered
Dim 400 × 600 × 749 mm
 15.8 × 23.6 × 29.5 in
MOQ 1

Folding Tray Table, Tall – Non-locking

SET_FT_WN002
Mat Walnut, Lacquered
Dim 400 × 600 × 749 mm
 15.8 × 23.6 × 29.5 in
MOQ 1

Folding Tray Table, Short – Non-locking

SET_FT_WN001
Mat Walnut, Lacquered
Dim 400 × 600 × 459 mm
 15.8 × 23.6 × 18.1 in
MOQ 1

Watch the Video



Wave Tray

Understated elegance complements the underlying innovation behind the Wave Tray. Designed with a robust non-slip rubber over moulding, the tray surface will never peel, meaning reduced replacements and a dishwasher safe, hard-performing finish. The tray's miniature locating feet are intelligently engineered to allow for aeration when stacked, with no water build up or residue, enabling reduced maintenance and a consistent, high-quality experience.



Wave Tray

TA_SGW

Mat ABS

Dim 460 x 318 x 25 mm
18.1 x 12.5 x 1 in

MOQ 1

Note Features: Anti-slip functionality

Classic And Service Trolleys

Available with or without folding sides, our durable trolleys feature a reinforced frame and are ideal for front-of-house service. Custom glass inserts are available upon request.



Trolley with Folding Sides

TO_LDTBLK

Mat Black, Lacquered

MOQ 1

TO_LDT

Mat Oak, Lacquered

MOQ 1

Dim 1922 x 585 x 954 mm
75.7 x 23 x 37.5 in

Note Fits: Craster Service Trays
Features: Rubber Bumpers, Locking Castors, Brushed Stainless Steel Handle



Black Service Tray Trolley

TO_LDTBNF

Mat Black, Lacquered

MOQ 5

TO_LDTNF

Mat Oak, Lacquered

MOQ 5

Dim 1075 x 585 x 954 mm
42.3 x 23 x 37.5 in

Note Fits: Craster Service Trays
Features: Rubber Bumpers, Locking Castors, Brushed Stainless Steel Handle
Assembly required



Black Modern Tray Trolley

TO_CCTOB

Mat Black, Lacquered

MOQ 1

TO_CCTO

Mat Oak, Lacquered

MOQ 5

Dim 915 x 535 x 959 mm
36 x 21 x 37.8 in

Note Fits: Craster Modern Trays
Features: Rubber Bumpers, Locking Castors, Brushed Stainless Steel Handle
Assembly required

Conference & Events



Line Table



Line is a unique folding table solution at the fore of space design. The lightweight, hygienic tops and compact folding leg system combine to offer advances in the evolution of linenless table design.

Line Table pairs operational innovation in intuitive, single-person setup and hygienic surfaces with a residential, discreet aesthetic.



Watch the Video





Intuitive Set-Up

Intuitive locking system and ergonomic grip for seamless set-up, breakdown and changeover. No tools required.

Wipe-Clean Hygiene

Each table features an intuitive locking system, with ergonomic grip for single-person seamless set-up, breakdown and change over. ISO 22196 compliant laminate tops offer wipe-clean ease.

Compact Storage

Legs collapse to 42mm (1.7 inches), with tops slotting underneath on the trolley for class-leading storage density back-of-house.



Line Table System

The Line Table System is available in two sizes – 1800mm and 1500mm – and in four different shapes – rectangular, classroom, trapezoid and half round – to create various configurations to suit any space requirement.

Line consists of five different elements: table tops, legs, modesty panels (optional), cable management (optional) and trolleys.

Also available in dimensions 1800 × 600 mm and 1500 × 600 mm.

Please contact your Craster representative for further information.

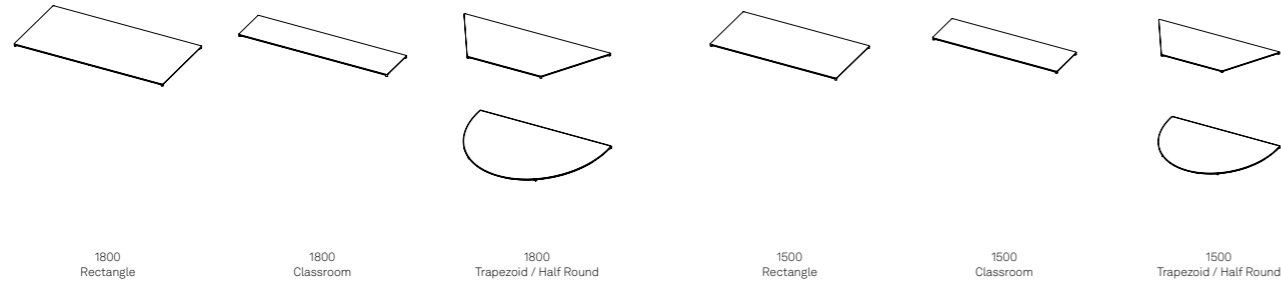
1800 Range

1800 × 900 mm
71 × 35.4 in

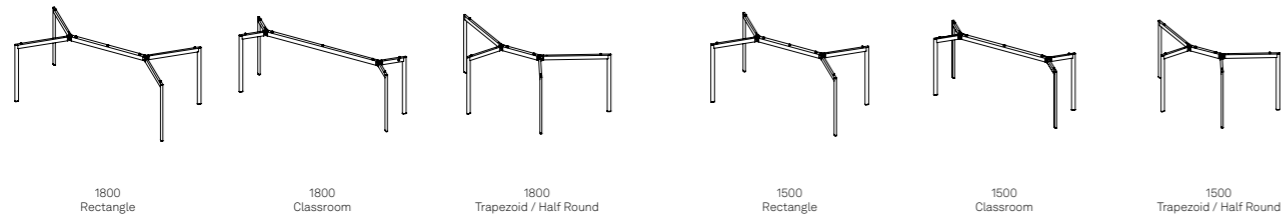
1500 Range

1500 × 750 mm
59 × 29.5 in

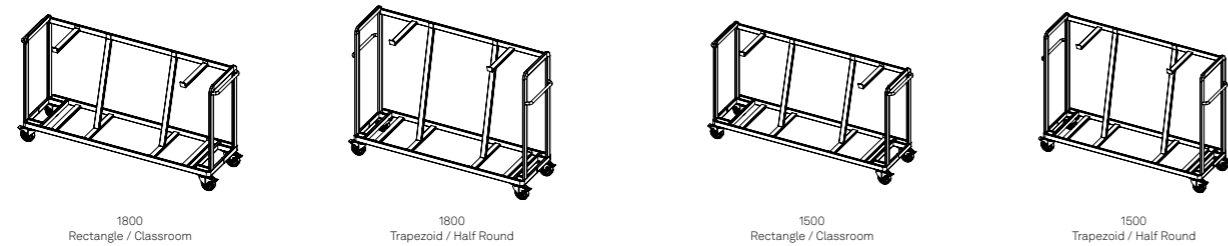
Table Tops



Legs



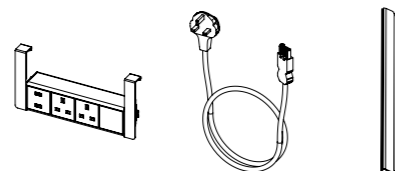
Storage Trolleys



Modesty Panels



Cable Management



Line Table Tops

Line Table top sizes and shapes are shown below. Table top finish customisation is available – see below for options.

Also available in dimensions 1800 × 600 mm and 1500 × 600 mm.

Please contact your Craster representative for further information.



Line 1800 Rectangle Top

CB_TR1890
(*B11, *B13, *D15, * B42, *D45, *B01)

Mat HPL, PU Edge
Dim 1800 × 900 × 25 mm
71 × 35.4 × 1 in
MOQ 10



Line 1800 Classroom Top

CB_TC1845
(*B11, *B13, *D15, * B42, *D45, *B01)

Mat HPL, PU Edge
Dim 1800 × 450 × 25 mm
71 × 17.7 × 1 in
MOQ 10



Line 1800 Trapezoid Top

CB_TT1890
(*B11, *B13, *D15, * B42, *D45, *B01)

Mat HPL, PU Edge
Dim 1800 × 780 × 25 mm
71 × 30.7 × 1 in
MOQ 10



Line 1800 Half Round Top

CB_TH1890
(*B11, *B13, *D15, * B42, *D45, *B01)

Mat HPL, PU Edge
Dim 1800 × 900 × 25 mm
71 × 35.4 × 1 in
MOQ 10



Line 1500 Rectangle Top

CB_TR1575B01

Mat Érable HPL, Black PU Edge
MOQ 1

CB_TR1575
(*B11, *B13, *D15, * B42, *D45)

Mat HPL, PU Edge
MOQ 10
Dim 1500 × 750 × 25 mm
59 × 29.5 × 1 in



Line 1500 Classroom Top

CB_TC1545B01

Mat Érable HPL, Black PU Edge
MOQ 1

CB_TC1545
(*B11, *B13, *D15, * B42, *D45)

Mat HPL, PU Edge
MOQ 10
Dim 1500 × 450 × 25 mm
59 × 17.7 × 1 in



Line 1500 Trapezoid Top

CB_TT1575
(*B11, *B13, *D15, * B42, *D45, *B01)

Mat HPL, PU Edge
Dim 1500 × 650 × 25 mm
59 × 25.6 × 1 in
MOQ 10



Line 1500 Half Round Top

CB_TH1575
(*B11, *B13, *D15, * B42, *D45, *B01)

Mat HPL, PU Edge
Dim 1500 × 750 × 25 mm
59 × 29.5 × 1 in
MOQ 10

Table Tops And Edge



B11
Tobacco
+ Black



B13
Light Walnut +
Black



D15
Acacia
+ Grey



B42
Dark Marble +
Black



D45
White Marble +
Grey



B01
Érable
+ Black

Line Table Legs

Line Table legs are shown in Black (B00) below. Table leg finish customisation is available – see below for options.



Line 1800 Rectangle Legs

CB_LR1890 (*B00, *D00)

Mat Powder Coated Steel

Open

Dim 1800 × 900 × 722 mm
71 × 35.4 × 28.4 in

Folded

Dim 2174 × 42 × 722 mm
85.6 × 1.7 × 28.4 in

MOQ 20

Note Fits: 1800 Rectangle products



Line 1800 Classroom Legs

CB_LC1845 (*B00, *D00)

Mat Powder Coated Steel

Open

Dim 1800 × 450 × 722 mm
71 × 17.7 × 28.4 in

Folded

Dim 1987 × 42 × 722 mm
78.2 × 1.7 × 28.4 in

MOQ 20

Note Fits: 1800 Classroom products



Line 1800 Trapezoid / Half Round Legs

CB_LT1890 (*B00, *D00)

Mat Powder Coated Steel

Open

Dim 1800 × 780 × 722 mm
71 × 30.7 × 28.4 in

Folded

Dim 1993 × 42 × 722 mm
78.5 × 1.7 × 28.4 in

MOQ 20

Note Fits: 1800 Trapezoid products



Line 1500 Rectangle Legs

CB_LR1575B00

Mat Black Powder Coated Steel

MOQ 1

CB_LR1575D00

Mat Grey Powder Coated Steel

MOQ 20

Open

Dim 1500 × 750 × 722 mm
59 × 29.5 × 28.4 in

Folded

Dim 1812 × 42 × 722 mm
71.3 × 1.7 × 28.4 in

Note Fits: 1500 Rectangle products



Line 1500 Classroom Legs

CB_LC1545B00

Mat Black Powder Coated Steel

MOQ 1

CB_LC1545D00

Mat Grey Powder Coated Steel

MOQ 20

Open

Dim 1500 × 450 × 722 mm
59 × 17.7 × 28.4 in

Folded

Dim 1687 × 42 × 722 mm
66.4 × 1.7 × 28.4 in

Note Fits: 1500 Classroom products



Line 1500 Trapezoid / Half Round Legs

CB_LT1575 (*B00, *D00)

Mat Powder Coated Steel

Open

Dim 1500 × 650 × 722 mm
59 × 25.6 × 28.4 in

Folded

Dim 1658 × 42 × 722 mm
65.3 × 1.7 × 28.4 in

MOQ 20

Note Fits: 1500 Trapezoid products

Legs



B00
Black



D00
Grey

Line Modesty Panels

Line Table modesty panels are shown in Black (B00) below. Modesty panel customisation is available – see below for options.



Line 1800 Rectangle / Classroom Modesty Panel

CB_MRCF5 (*B00, *D00)

Mat PET Fiber
Dim 1686 × 280 × 10 mm
 66.4 × 11 × 0.4 in
MOQ 40



Line 1500 Rectangle / Classroom Modesty Panel

CB_MRBE5 (*B00, *D00)

Mat PET Fiber
Dim 1386 × 280 × 10 mm
 54.6 × 11 × 0.4 in
MOQ 40

Modesty Panel



B00
Black



D00
Light Grey

Line Cable Management

Line Table power units have been designed to fit discreetly beneath tables, with a subtle cable management sleeve to reduce trip hazards and unsightly wires. Equipped with male and female sockets, each unit can be daisy chained together, with magnetic clips provided to channel cables discreetly along table frames. Intelligently-designed USB A and C outlets for mobile and laptop charging may be toggled in and out and replaced without affecting adjacent sockets.

Available in North American, EU (Schuko), UK/IRL and Japanese sockets as standard. Other regional sockets available upon request.



Line Under Desk Power Set

CB_PSUUK

MOQ 1

Note 2 plugs, A+C USB port
 Includes 1 × 1.5 Metres cable, 1 × cable sleeve

CB_PDUK

MOQ 1

Note 2 plugs, A+C USB port
 Includes 1 × daisy chain cable, 5 × magnetic clips.
 Available in regional options



Line Cable Management Sleeve

CB_CAAA6B00

Mat Rigid UPVC

Dim 57 × 27 × 658 mm
 2.2 × 1.1 × 25.9 in


MOQ 1



Materials and Colours

Line Table tops are made from HPL with a durable Reef edge; table legs are available in complementing colours. Craster recommends the material and colour selection below. Bespoke options are available upon request. Our standard top comes as Érable and Black (B01). For bespoke colours, the minimum order quantity is 36 units.

Table Tops And Edge



Legs



Modesty Panel



Line 1800 Rectangle – B11 Tobacco + Black



Line 1500 Rectangle – B13 Light Walnut + Black



Line 1800 Classroom – D15 Acacia + Grey



Line 1500 Classroom – B42 Dark Marble + Black



Line 1800 Trapezoid – D45 White Marble + Grey



Line 1500 Trapezoid – B01 Érable + Black



Line 1800 Half Round – B11 Tobacco + Black



Line 1800 Rectangle – B13 Light Walnut + Black



Line Trolleys

Line Table trolleys conveniently store 8 tops and legs, enabling the Line System's convenient transport before and after changeover.



Line 1800 Rectangle / Classroom Trolley

CB_SRCA3B00

Mat Mild Steel

Dim 2339 × 550 × 1210 mm
92 × 21.6 × 47.6 in

MOQ 1

Note Each Trolley can fit 8 tops and legs



Line 1800 Trapezoid / Half Round Trolley

CB_STCF3B00

Mat Mild Steel

Dim 2158 × 550 × 1385 mm
84.9 × 21.6 × 54.5 in

MOQ 2

Note Each Trolley can fit 8 tops and legs



Line 1500 Rectangle / Classroom Trolley

CB_SRBA3B00

Mat Mild Steel

Dim 1977 × 550 × 1060 mm
77.8 × 21.6 × 41.7 in

MOQ 1

Note Each Trolley can fit 8 tops and legs



Line 1500 Trapezoid / Half Round Trolley

CB_STBE3B00

Mat Mild Steel

Dim 1823 × 550 × 1310 mm
71.8 × 21.6 × 51.6 in

MOQ 2

Note Each Trolley can fit 8 tops and legs

Link Table

Introducing the Link Table System, a sleek events and display table for the F&B and C&E space. Intelligently designed for intuitive setup, Link has been engineered for flexible configurations.

The Link range has been designed to complement our Line system for a seamless aesthetic across and between spaces.

With a slender elliptical leg profile and central folding mechanism for easy storage, Link pairs with Line beautifully in front of house presentation and minimises back of house storage.

There are three table heights (1100, 900 and 740 mm) with options of toughened glass or HPL tops.



Link Table System

The innovative Link Table System blends front-of-house poise with back-of-house functionality in a beautiful concept. Available in three shapes - rectangular, round and square - Link tables can be combined with different height legs to create nesting arrangements.

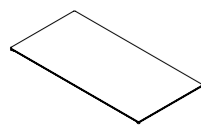
Select a shape and material for the top and finish by choosing a leg height (short, medium, tall).

800 Range

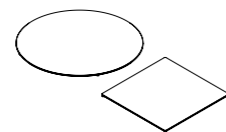
1600 x 800 mm
63 x 31.5 in

1130ø / 800 x 800 mm
44.5ø / 31.5 x 31.5 in

Table Tops

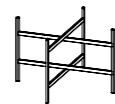


800
Rectangle



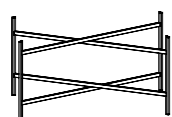
800
Round / Square

Short Legs

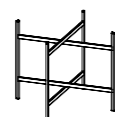


800
Short

Medium Legs

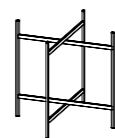


800
Medium



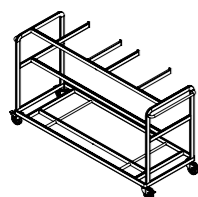
800
Medium

Tall Legs



800
Tall

Storage Trolleys



800
Rectangle



800
Round / Square



Link Reef Edge Table Tops

A highly resistant innovation, the Reef table top edge ensures longevity in the aesthetic and operation of Conference and Events ranges. The protective Reef edge offers the perfect solution for frequent setup, breakdown and back-of-house storage. Combined with laminate tops, Reef edges provide an unparalleled ease of care.

Our other HPL finishes from Line are available for Rise & Link, dependant on order quantity.



Link Reef Edge Square Table Top

CB_TSQ800 (*B11, *D41)

Mat HPL, Reef Edge
Dim 800 x 800 x 22 mm
 31.5 x 31.5 x 0.9 in
MOQ 10



Link Reef Edge Round Table Top

CB_TRO800 (*B11, *D41)

Mat HPL, Reef Edge
Dim 1130ø x 22 mm
 44.5ø x 0.9 in
MOQ 10

Reef Edge Table Tops



B11
Tobacco
+ Black



B42
Dark Marble
+ Black

Link Glass Table Tops

Our toughened glass tops are available in clear or grey glass.



Link Glass Rectangle Table Top

CB_TRE800 (*50, *20)

Mat Glass
Dim 800 x 1600 x 22 mm
 31.5 x 63 x 0.9 in
MOQ 5



Link Glass Square Table Top

CB_TSQ800 (*50, *20)

Mat Glass
Dim 800 x 800 x 22 mm
 31.5 x 31.5 x 0.9 in
MOQ 5



Link Glass Round Table Top

CB_TRO800 (*50, *20)

Mat Glass
Dim 1130ø x 22 mm
 44.5ø x 0.9 in
MOQ 5

Glass Table Tops



50
Grey



20
Clear



Link Table Legs

With a slender elliptical leg profile and central folding mechanism, Link Table legs have been intelligently designed to demount quickly for easy storage while retaining an exceptional display front-of-house.



**Link Rectangle
Medium Table Leg**

CB_LRE890B00

Mat Powder Coated Steel

Open

Dim 1600 × 800 × 880 mm
63 × 31.5 × 34.6 in

Folded

Dim 1782 × 42 × 880 mm
70.1 × 1.7 × 34.6 in

MOQ 10



**Link Square / Round
Tall Table Leg**

CB_LSQ811B00

Mat Powder Coated Steel

Open

Dim 800 × 800 × 1080 mm
31.5 × 31.5 × 42.5 in

Folded

Dim 1131 × 42 × 1080 mm
44.5 × 1.7 × 42.5 in

MOQ 10



**Link Square / Round
Medium Table Leg**

CB_LSQ890B00

Mat Powder Coated Steel

Open

Dim 800 × 800 × 880 mm
31.5 × 31.5 × 34.6 in

Folded

Dim 1131 × 42 × 880 mm
44.5 × 1.7 × 34.6 in

MOQ 10



**Link Square / Round
Short Table Leg**

CB_LSQ874B00

Mat Powder Coated Steel

Open

Dim 800 × 800 × 720 mm
31.5 × 31.5 × 28.3 in

Folded

Dim 1131 × 42 × 720 mm
44.5 × 1.7 × 28.3 in

MOQ 10

Legs



B00
Black

Link Trolleys



Link Rectangle Trolley

CB_SRE800B00

Mat Powder Coated Steel

Dim 2105 × 755 × 1185 mm
82.9 × 29.7 × 46.6 in

MOQ 1

Note Each Trolley can fit 6 tops and legs



Link Square / Round Trolley

CB_SSQ800B00

Mat Powder Coated Steel

Dim 1305 × 755 × 1185 mm
51.4 × 29.7 × 46.6 in

MOQ 1

Note Each Trolley can fit 6 tops and legs

Rise Table

The Rise Table System has been intelligently engineered to support a responsive, modular display that is both beautiful and effortlessly assembled.

Rise features a universal locator system allowing folding legs and table tops to be used in any combination. Legs are available in natural, white-washed and stained black oak, and stainless or black steel.

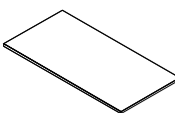
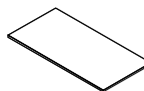
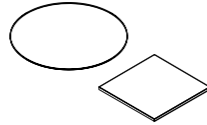
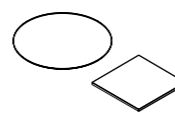
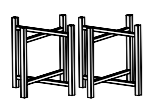
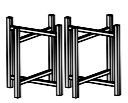


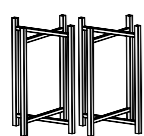

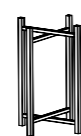

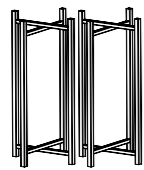
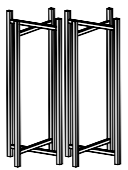


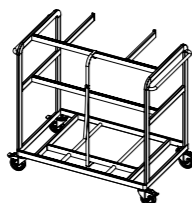
Square, circular and rectangular tops come in wipe-clean glass, antimicrobial HPL with hard-wearing Reef edge or oak veneer.



Rise Table System

Using a universal locating system, the Rise Table System allows you to mix and match any top or legs to create the perfect solution for your buffet.

Select a size series (800 or 700), then select a shape and material for the top and finish by choosing a leg height (short, medium, tall) and a leg finish (stained wenge, painted black ash, and stainless or black steel).

	800 Double	700 Double	800	700
Table Tops	 800 Double Top	 700 Double Top	 800 Top	 700 Top
Short Legs	 800 Short	 700 Short	 800 Short	 700 Short
Medium Legs	 800 Medium	 700 Medium	 800 Medium	 700 Medium
Tall Legs	 800 Tall	 700 Tall	 800 Tall	 700 Tall
Storage Trolleys				



Rise Reef Edge Table Tops

The aesthetic and longevity of the Rise System is ensured by the hard-wearing Reef edge, which offers the perfect solution for frequent set-up, breakdown, and back-of-house storage. Combined with laminate tops, Reef edges offer wipe-clean ease.

Our other HPL finishes from Line are available for Rise & Link, dependant on order quantity.



Rise Reef Edge Rectangle Table Top

CB_UT8140
Mat Érable Wenge HPL, Black Reef Edge
MOQ 1

CB_UT81 (*B11, *B42, *D45)

Mat HPL, Reef Edge
MOQ 10
Dim 800 x 1600 x 25 mm
 31.5 x 63 x 1 in
Note Fits: 800 products

CB_UT71 (*B11, *B42, *D45, *40)

Mat HPL, Reef Edge
Dim 700 x 1400 x 25 mm
 27.6 x 65.1 x 1 in
MOQ 10
Note Fits: 700 products



Rise Reef Edge Square Table Top

CB_UT8040
Mat Érable Wenge HPL, Black Reef Edge
MOQ 1

CB_UT80 (*B11, *B42, *D45)

Mat HPL, Reef Edge
MOQ 10
Dim 800 x 800 x 25 mm
 31.5 x 31.5 x 1 in
Note Fits: 800 products

CB_UT70 (*B11, *B42, *D45, *40)

Mat HPL, Reef Edge
Dim 700 x 700 x 25 mm
 27.6 x 27.6 x 1 in
MOQ 10
Note Fits: 700 products



Rise Reef Edge Round Table Top

CB_UT83 (*B11, *B42, *D45, *40)
Mat HPL, Reef Edge
Dim 1130ø x 25 mm
 44ø x 1 in
MOQ 10
Note Fits: 800 products

CB_UT73 (*B11, *B42, *D45, *40)

Mat HPL, Reef Edge
Dim 990ø x 25 mm
 39ø x 1 in
MOQ 10
Note Fits: 700 products

Reef Edge Table Tops



B11
Tobacco
+ Black



B42
Dark Marble +
Black



D45
White Marble +
Grey



40
Érable Wenge
+ Black

Rise Veneer Table Tops

Formed of layers of oak veneer and stained to a dark wengé with solid hardwood edging, veneer table tops form an elegant solution for the Rise System.



Rise Veneer Rectangle Table Top

CB_UT8101
Mat Veneer
Dim 800 x 1600 x 25 mm
 31.5 x 63 x 1 in
MOQ 1
Note Fits: 800 products

CB_UT7101

Mat Veneer
Dim 700 x 1400 x 25 mm
 27.6 x 55.1 x 1 in
MOQ 30
Note Fits: 700 products



Rise Veneer Square Table Top

CB_UT8001
Mat Veneer
Dim 800 x 800 x 25 mm
 31.5 x 31.5 x 1 in
MOQ 30
Note Fits: 800 products

CB_UT7001

Mat Veneer
Dim 700 x 700 x 25 mm
 27.6 x 27.6 x 1 in
MOQ 30
Note Fits: 700 products

Rise Glass Table Tops

Toughened glass tops enhance the hard-wearing features of Rise. Available in clear, frosted, or grey glass.



Rise Glass Rectangle Table Top

CB_UT81 (*50, *30, *20)
Mat Glass
Dim 800 x 1600 x 22 mm
 31.5 x 63 x 0.9 in
MOQ 5
Note Fits: 800 products

CB_UT71 (*50, *30, *20)
Mat Glass
Dim 700 x 1400 x 22 mm
 27.5 x 55.1 x 0.9 in
MOQ 5
Note Fits: 700 products



Rise Glass Square Table Top

CB_UT8020
Mat Clear Glass
MOQ 1

CB_UT80 (*50, *30)
Mat Glass
MOQ 5
Dim 800 x 800 x 22 mm
 31.5 x 31.5 x 0.9 in
Note Fits: 800 products

CB_UT70 (*50, *30, *20)
Mat Glass
Dim 700 x 700 x 22 mm
 27.5 x 27.6 x 0.9 in
MOQ 5
Note Fits: 700 products



Rise Glass Round Table Top

CB_UT83 (*50, *30, *20)
Mat Glass
Dim 1130ø x 22 mm
 44.5ø x 0.9 in
MOQ 5
Note Fits: 800 products

CB_UT73 (*50, *30, *20)
Mat Glass
Dim 990ø x 22 mm
 39ø x 0.9 in
MOQ 5
Note Fits: 700 products

Glass Table Tops



50
Grey



30
Frosted



20
Clear

• Denotes 'Gold' product

Rise Table Legs

Rise Table legs are available in three heights, with material options of stained wenge, painted black ash, and stainless or black steel.

Link trolleys are compatible with Rise system, see page 133 for options.



Rise 800 Tall Table Leg

CB_UL8401
Mat Stained Wenge
MOQ 1

CB_UL8404
Mat Black Lacquered
MOQ 30

CB_UL8410
Mat Stainless Steel
MOQ 1

CB_UL8420
Mat Black Powder Coated Steel
MOQ 30

Open
Dim 787 x 787 x 1090 mm
 31 x 31 x 42.9 in

Folded
Dim 826 x 73/95 x 1090 mm
 32.5 x 2.9/3.7 x 42.9 in
Note Fits: 800 products



Rise 800 Medium Table Leg

CB_UL8201
Mat Stained Wenge
MOQ 1

CB_UL8204
Mat Black Lacquered
MOQ 30

CB_UL8210
Mat Stainless Steel
MOQ 1

CB_UL8220
Mat Black Powder Coated Steel
MOQ 30

Open
Dim 787 x 787 x 890 mm
 31 x 31 x 35 in

Folded
Dim 826 x 73/95 x 890 mm
 32.5 x 2.9/3.7 x 35 in
Note Fits: 800 products



Rise 800 Short Table Leg

CB_UL8101
Mat Stained Wenge
MOQ 1

CB_UL8104
Mat Black Lacquered
MOQ 30

CB_UL8110
Mat Stainless Steel
MOQ 1

CB_UL8120
Mat Black Powder Coated Steel
MOQ 30

Open
Dim 787 x 787 x 690 mm
 31 x 31 x 27.2 in

Folded
Dim 826 x 73/95 x 690 mm
 32.5 x 2.9/3.7 x 27.2 in
Note Fits: 800 products



Rise 700 Tall Table Leg

CB_UL74 (*01, *04, *10, *20)
Mat See options below
Open

Dim 696 x 696 x 1090 mm
 27.4 x 27.4 x 42.9 in

Folded
Dim 734 x 73/95 x 1090 mm
 28.9 x 2.9/3.7 x 42.9 in
MOQ 30
Note Fits: 700 products



Rise 700 Medium Table Leg

CB_UL72 (*01, *04, *10, *20)
Mat See options below
Open

Dim 696 x 696 x 890 mm
 27.4 x 27.4 x 35 in

Folded
Dim 734 x 73/95 x 890 mm
 28.9 x 2.9/3.7 x 35 in
MOQ 30
Note Fits: 700 products



Rise 700 Short Table Leg

CB_UL71 (*01, *04, *10, *20)
Mat See options below
Open

Dim 696 x 696 x 690 mm
 27.4 x 27.4 x 27.2 in

Folded
Dim 734 x 73/95 x 690 mm
 28.9 x 2.9/3.7 x 27.2 in
MOQ 30
Note Fits: 700 products

Legs



01
Stained Wenge



04
Black Lacquered



10
Stainless Steel



20
Black Powder Coated Steel

Bedroom



• Denotes 'Gold' product

Tea Service

Simple, elegant hospitality tea and coffee presentation pieces in lavish materials.



Walnut Three-Piece Luxury Tea Set

TA_LTSFW

Mat Walnut

Large Tray

Dim 427 × 292 × 25 mm
16.8 × 11.5 × 1 in

Small Tray

Dim 280 × 162 × 25 mm
11 × 6.4 × 1 in

Tea Caddy

Dim 280 × 77 × 87 mm
11 × 3 × 3.4 in

MOQ 1



Large Walnut Tea Tray

TA_LTSFW.1

Mat Walnut

Dim 427 × 292 × 25 mm
16.8 × 11.5 × 1 in

MOQ 1



Small Walnut Tea Tray

TA_LTSFW.2

Mat Walnut

Dim 280 × 162 × 25 mm
11 × 6.4 × 1 in

MOQ 1



Walnut Tea Caddy

TA_LTSFW.3

Mat Walnut

Dim 280 × 77 × 87 mm
11 × 3 × 3.4 in

MOQ 1

Amenities Presentation

Craster's select range of exquisite products for the bedroom and bathroom environment. Strong, durable materials mean these products can withstand moisture-rich environments.



Walnut Tissue Box

AP_364_W •
Mat Walnut
Dim 132 x 132 x 137 mm
 5.2 x 5.2 x 5.4 in
MOQ 1



Walnut Cotton Holder

AP_364_Q
Mat Walnut
Dim 70 x 70 x 130 mm
 2.8 x 2.8 x 5 in
MOQ 1



Faux Leather Tissue Box

AP_367_H
Mat Espresso Brown Faux Leather / Suede Inner
Dim 138 x 138 x 140 mm
 5.4 x 5.4 x 5.5 in
MOQ 100



Faux Leather Laundry Box

AP_LB005
Mat Espresso Brown Faux Leather / Suede Inner
Dim 380 x 300 x 130 mm
 14.9 x 11.8 x 5.1 in
MOQ 50



Faux Leather Box

AP_LB004
Mat Espresso Brown Faux Leather / Suede Inner
Dim 200 x 265 x 55 mm
 7.8 x 10.4 x 2.2 in
MOQ 50
Note Customisable inserts available



Faux Leather Waste Bin

AP_367_G
Mat Espresso Brown Faux Leather with Stainless Steel Rim and Removable Fire Resistant Metal Liner
Dim 209 x 209 x 257 mm
 8.2 x 8.2 x 10.1 in
MOQ 25



Stainless Steel Tissue Box

AP_317_J
Mat Stainless Steel
Dim 122 x 122 x 135 mm
 4.8 x 4.8 x 5.3 in
MOQ 1



Stainless Steel Soap Dish

AP_317_K
Mat Stainless Steel
Dim 100 x 60 x 20 mm
 3.9 x 2.4 x 0.8 in
MOQ 1



Stainless Steel Waste Bin with Lid

AP_SS002
Mat Stainless Steel
Dim 175ø x 220 mm
 6.9ø x 8.7 in
MOQ 1

Luggage Racks

Luggage racks combine rigid construction and beautifully finished materials. The integrated backboard prevents luggage from damaging the walls.



Stainless Steel Luggage Rack

SR_LUGSSP
Mat Stainless Steel
Dim 520 × 430 × 460 mm
 20.5 × 16.9 × 18.1
MOQ 100



Luggage Rack with Backboard

SR_LUGBBLK Mat Black	SR_LUGBW Mat Walnut
SR_LUGBO Mat Oak Dim 655 × 417 × 530 mm 25.8 × 16.4 × 20.9 in MOQ 40 Note Materials available depending on order quantity	



Bedroom Luggage Rack

SR_LUGBLK Mat Black	SR_LUGM Mat Mahogany
SR_LUGO Mat Oak Dim 655 × 417 × 466 mm 25.8 × 16.4 × 18.3 in MOQ 40 Note Materials available depending on order quantity	SR_LUGW Mat Walnut

Materials and Colours



Shaker Bins and Storage

Made from fine Scandinavian AeroPLY in the tradition of 19th century American Shaker community, the Shaker range adds a touch of luxury to the bedroom or bathroom.



Shaker Conical Laundry Bin

SH_LBCW
Mat Birch Stained Walnut
 SH_LB001
Mat Birch Stained Black
Dim 415ø × 625 mm
 16.3ø × 24.6 in
MOQ 30



Shaker Large Luxury Waste Bin

SH_LWBW
Mat Birch Stained Walnut
MOQ 1
 SH_LW003
Mat Birch Stained Black
MOQ 1
Dim 325 × 247 × 305 mm
 12.7 × 9.7 × 12 in



Shaker Small Luxury Waste Bin

SH_LW001
Mat Birch Stained Walnut
MOQ 60
 SH_LW002
Mat Birch Stained Black
MOQ 60
Dim 240 × 180 × 225 mm
 9.4 × 7.1 × 8.8 in

Materials and Colours



Craster Design Studio

Craster design Studio is a team of experienced industrial designers and developers. We focus on product creation and space curation for the hospitality industry.

The studio is borne out of collaborations with key clients with the intent to create innovative and intelligent solutions. We derive our inspiration from the collaboration itself, the quality of materials, best practice design methodologies and achieving functional excellence.



TRACK CUT FROM
SMOOTH EXTERIOR
OAK FORM



COLORED SPACE
AT BASE

Discover More



Product Design

COMBINING CLIENT COLLABORATION & BESPOKE MANUFACTURING EXPERTISE

In the fast-evolving landscape of premium hospitality, the best brands compete to deliver truly unique guest experiences. We help our clients to navigate a dynamic hospitality market and differentiate themselves by creating products that deliver experiential moments that stand out.

Contact your Craster representative to discover more about bespoke product creation.



Space Curation

INTRODUCING CRASTER PLAN VISUAL MERCHANDISER AND SPACE PLANNING SERVICE

The Craster PLAN tool offers the ability to curate Craster product in real time, with 2D and 3D interior layout tools to help you choreograph guest circulation and public spaces.

This tool is currently available for use through our sales team and offers easy set up and reconfiguration for F&B buffet displays. Conference and event space curation with furniture setup is also available.

Contact your Craster representative to discuss your project with PLAN.



To discover more, visit us online or contact the team:
info@craster.com

CRASTER LTD

Suite 216, Great Western Studios
65 Alfred Road, London W2 5EU

www.craster.com

Europe +44 (0) 203 004 4750 – USA +1 732 543 7862



Craster Ltd. (UK) +44 (0)203 004 4750
Great Western Studios (USA) +1 732 543 7862
65 Alfred Road info@craster.com
London W2 5EU www.craster.com

craster